School District of Milton

Data Update
July 28, 2025



OUR Commitments

Vision

We believe in Opportunities, Achievements, and Community for All

Mission

The School District of Milton, in partnership with the community, prepares our students for achievement and lifetime readiness by providing opportunities for all.

Equity

Equity is ensuring that everyone has what they need by intentionally creating an environment without barriers, where ALL individuals are empowered to explore and recognize strengths in themselves and others.

MILTON

OPPORTUNITY • ACHIEVEMENT
COMMUNITY

School District of Milton

Our Vision
We believe in Opportunities, Achievement, and Community for All

Our Mission
The School District of Milton, in partnership with the community, prepares our students for achievement and lifetime readiness by providing opportunities for all.

Strategic Objectives

Teaching and Learning	Relationships, Climate, and Culture	High Quality Staff	Community Engagement	Operations and Facilities
Goals				
Increase the District Report Card overall level to "Exceeds Expectations" annually. Once at "Exceeds" level, continue to increase the District Report Card overall score annually	Update and refine survey tools to gather feedback from all stakeholder groups, including a new screener for student SEL, by August 2023	All certified staff will be supported as they learn and implement effective instructional and assessment strategies to meet the Graduate Profile competencies and improve student achievement by August 2024	Update and implement effective and efficient district website, communications platforms, and online resources by August 2024, based on input from all stakeholder groups	Develop plans to manage resources, including annual and long-term budget development and 1, 5, and 10-year capital improvement plans, with a focus on making sustainable decisions for district operations and facilities.
Focus Areas				
• Addressing all areas of the District Report Card (Achievement, Growth, Target Group Outcomes) • Developing the Grad Profile, Continuum of Learning • Incorporating best practice instructional and intervention strategies, including use of technology	• Building strong, positive relationships with all stakeholders • Developing a safe, respectful learning and work environment • Supporting a culture that values diversity, equity and inclusion • Building a culture of wellness and support for all students and staff	• Supporting staff through high-quality professional development • Securing and retaining a highly qualified staff • Maintaining a competitive compensation/benefits package for all employee groups, using market comparables	• Utilizing purposeful two-way communication with all stakeholders • Engaging all members of our many municipalities • Effective use of district website, social media, and online resources	• Maintaining, improving and replacing our capital assets within their expected useful life cycle, to best provide for a safe, healthy, and efficiently operated learning environment. • Targeting a fund balance in the general operations fund (Fund 10) of 20-25% of annual expenditures to promote a healthy financial position and minimize the cost of cash flow borrowing. • Developing and implementing a digital system to effectively manage and track facility use by students, parents, community members, and other outside groups, to best meet school and community needs and promote safe use of all of our facilities. • Maintaining, improving and replacing our technology resources, including infrastructure and devices for students and staff, to best support student learning and efficient operations.

Agenda

- Educational Terms
- Takeaways from 2024-2025
- Academic Screener Data i-Ready K-8
- Advanced Placement (AP) Data
- SEL Screener Data
- SDM Staff and Family Survey Data
- How We Use Data to Drive Improvement
- Questions, Wonderings, & Reflections

MILTON

OPPORTUNITY • ACHIEVEMENT
COMMUNITY

Educational Terms

Professional Learning Communities (PLCs): are small teams of educators who regularly collaborate to improve teaching and learning. They focus on scholar learning, use data to guide instruction, and share responsibility for scholar success.

Social and Emotional Learning (SEL): is the process through which scholars learn to understand and manage emotions, build positive relationships, make responsible decisions, and develop empathy and self-awareness.

Universal Screener: Brief assessment given to all scholars to identify those who may need additional support and/or enrichment

Equitable Multi-Level System of Support: Wisconsin's version of MTSS (Multi-Tiered System of Supports) and is designed to ensure that every scholar has access to high-quality instruction and the support they need to be successful-academically, behaviorally, socially, and emotionally

Multilingual Learners (ML): scholars who are in the process of acquiring English and who speak one or more languages at home or as part of their daily lives

MILTON

OPPORTUNITY • ACHIEVEMENT
COMMUNITY

Takeaways from 2024

Areas of Focus from July 2024

- Focus on Foundational Literacy Skills (Act 20)
- Math curriculum adoption/alignment
- Adopting a data protocol for SEL & academics
- Looking for ways to support secondary SEL needs (pilot new SEL curriculum 6-12 in the upcoming school year)
- Decreased number of responses to Family and Community Surveys

Action Taken During 2024-25

- 101 staff trained for Act 20
- Implementation of i-Ready Classroom Mathematics
- Consistent data protocol was created and utilized to analyze SEL data
- 6th-12th pilot of Character Strong SEL resource and to implement in the 2025-26 school year
- Will continue to focus on during 2025-26

MILTON

OPPORTUNITY • ACHIEVEMENT
COMMUNITY

Academic Screener Data
iReady K-8

MILTON

OPPORTUNITY • ACHIEVEMENT
COMMUNITY

K-8 i-Ready Reading

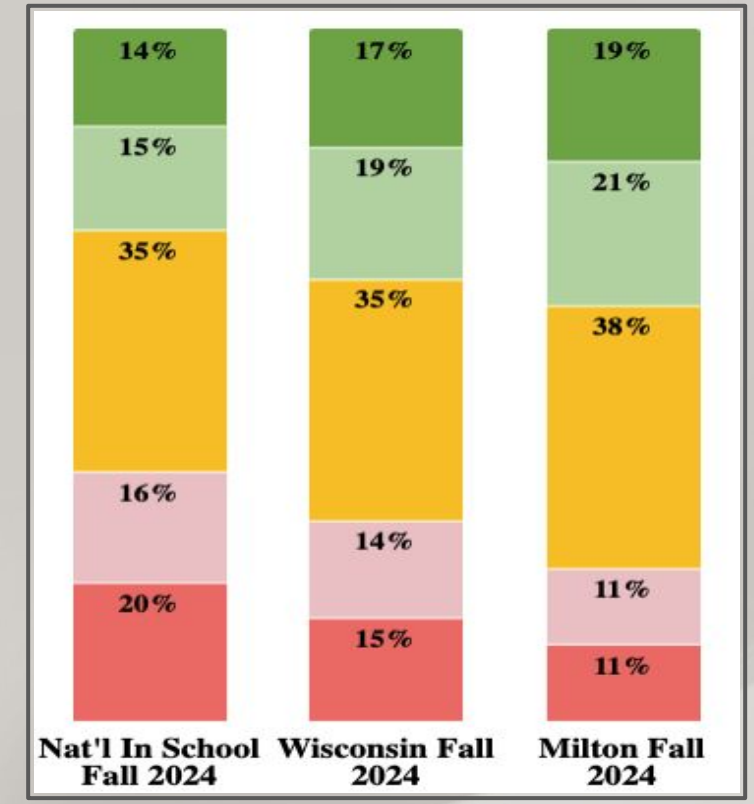

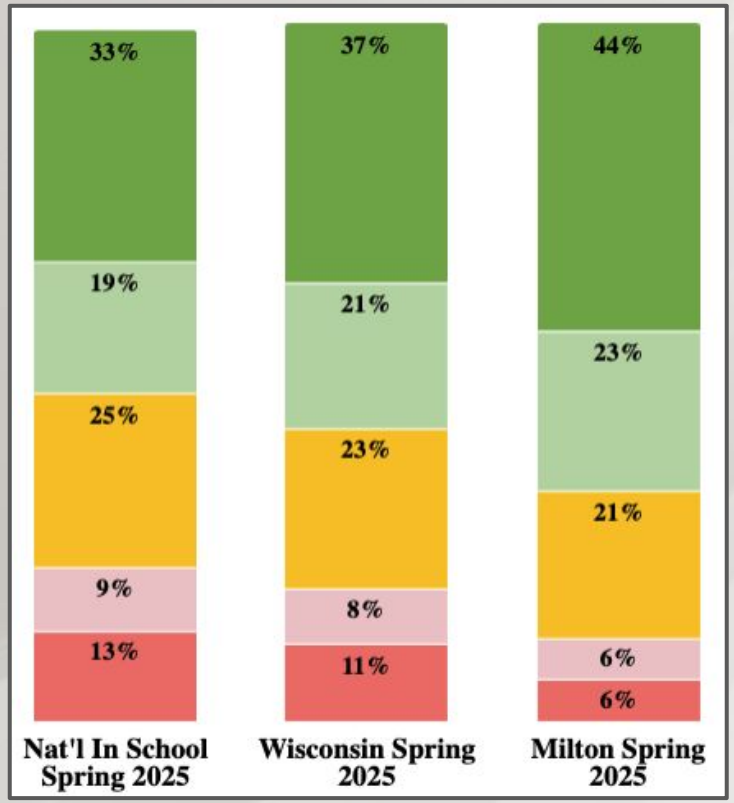



MILTON

OPPORTUNITY • ACHIEVEMENT
COMMUNITY

K-8 i-Ready Reading

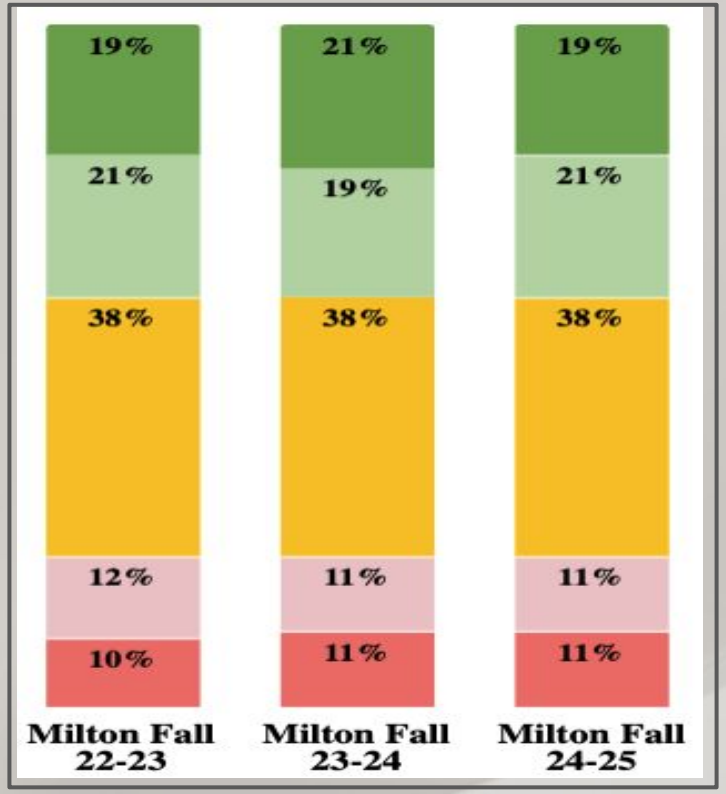

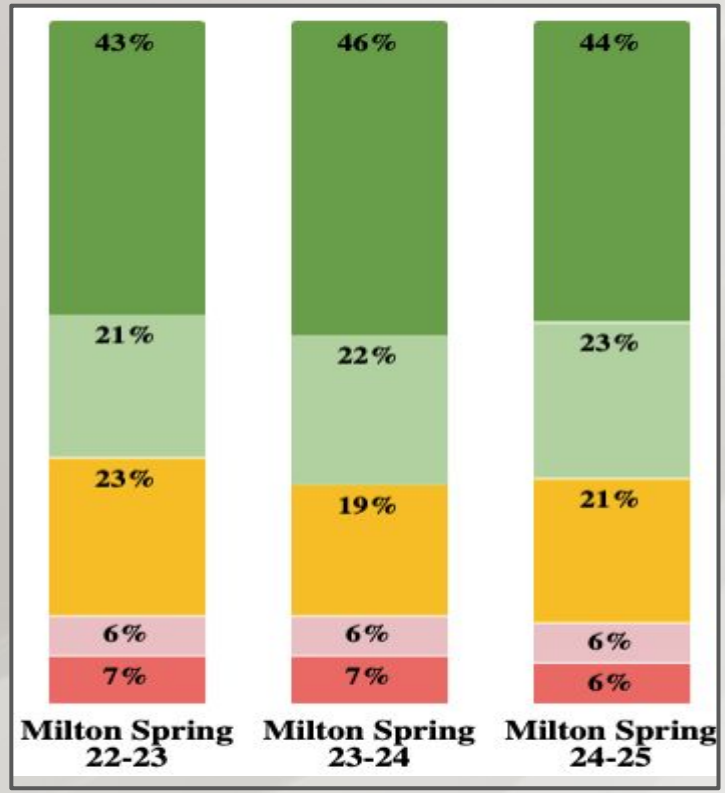



MILTON

OPPORTUNITY • ACHIEVEMENT
COMMUNITY

K-8 i-Ready Math

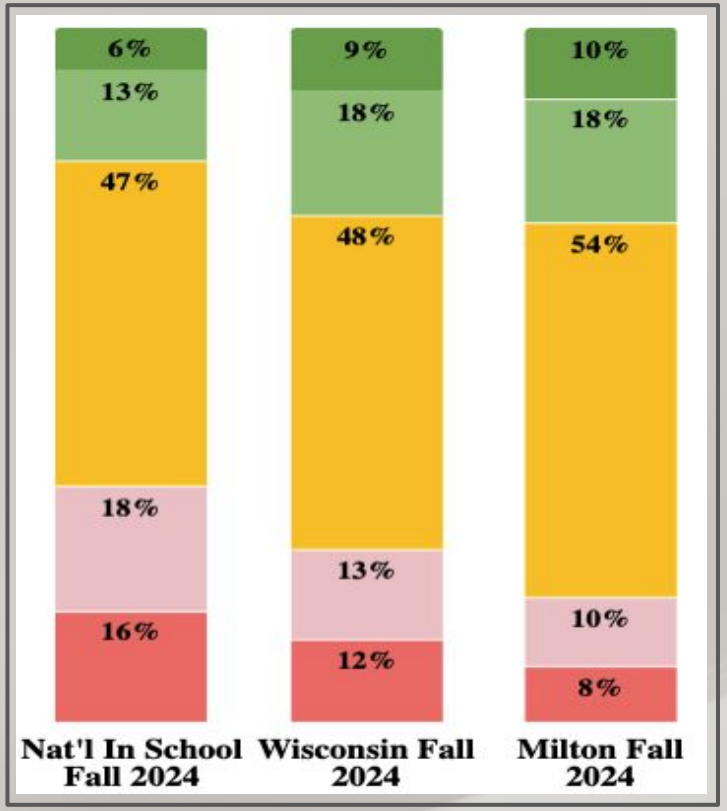

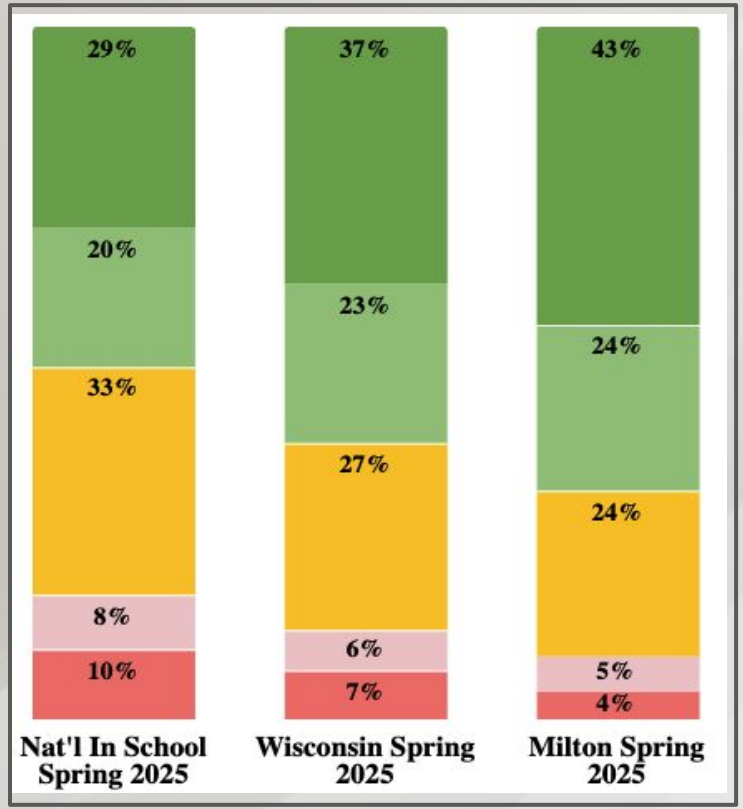



MILTON

OPPORTUNITY • ACHIEVEMENT
COMMUNITY

K-8 i-Ready Math

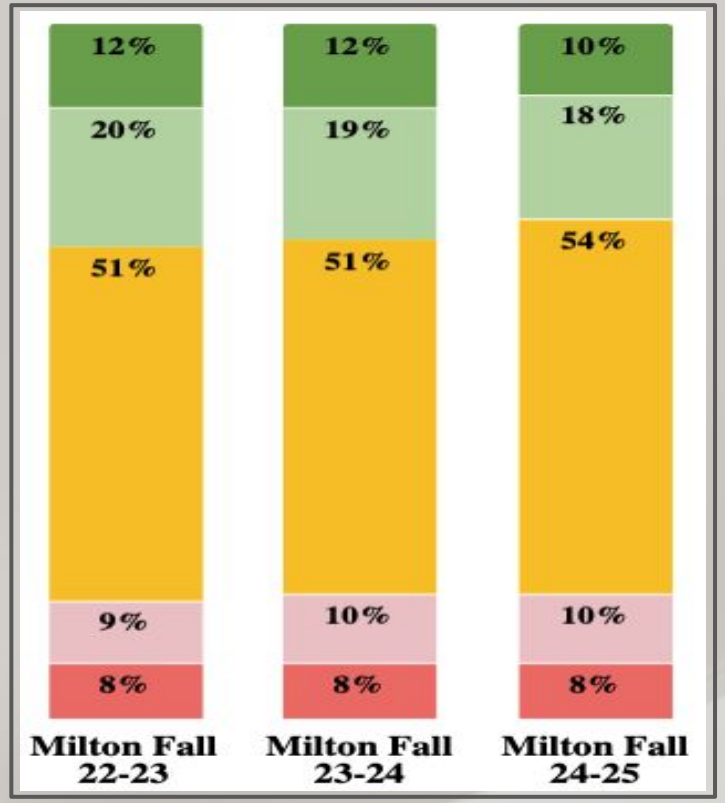

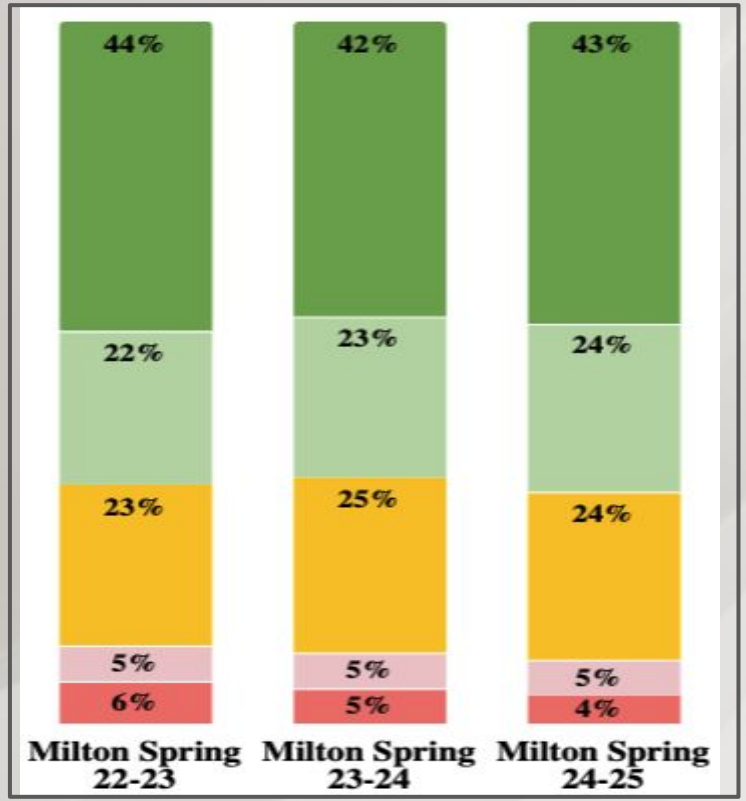



MILTON

OPPORTUNITY • ACHIEVEMENT
COMMUNITY

Advanced Placement (AP) Data
Spring 2025

MILTON

OPPORTUNITY • ACHIEVEMENT
COMMUNITY

Spring Advanced Placement Scores

SCHOOL SUMMARY

	2021	2022	2023	2024	2025
Total AP Students	164	166	168	192	188
Number of Exams	269	267	275	316	323
AP Students with Scores 3+	104	134	127	154	167
% of Total AP Students with Scores 3+	63.41	80.72	75.60	80.21	88.83

MILTON

OPPORTUNITY • ACHIEVEMENT
COMMUNITY

Spring Advanced Placement Scores

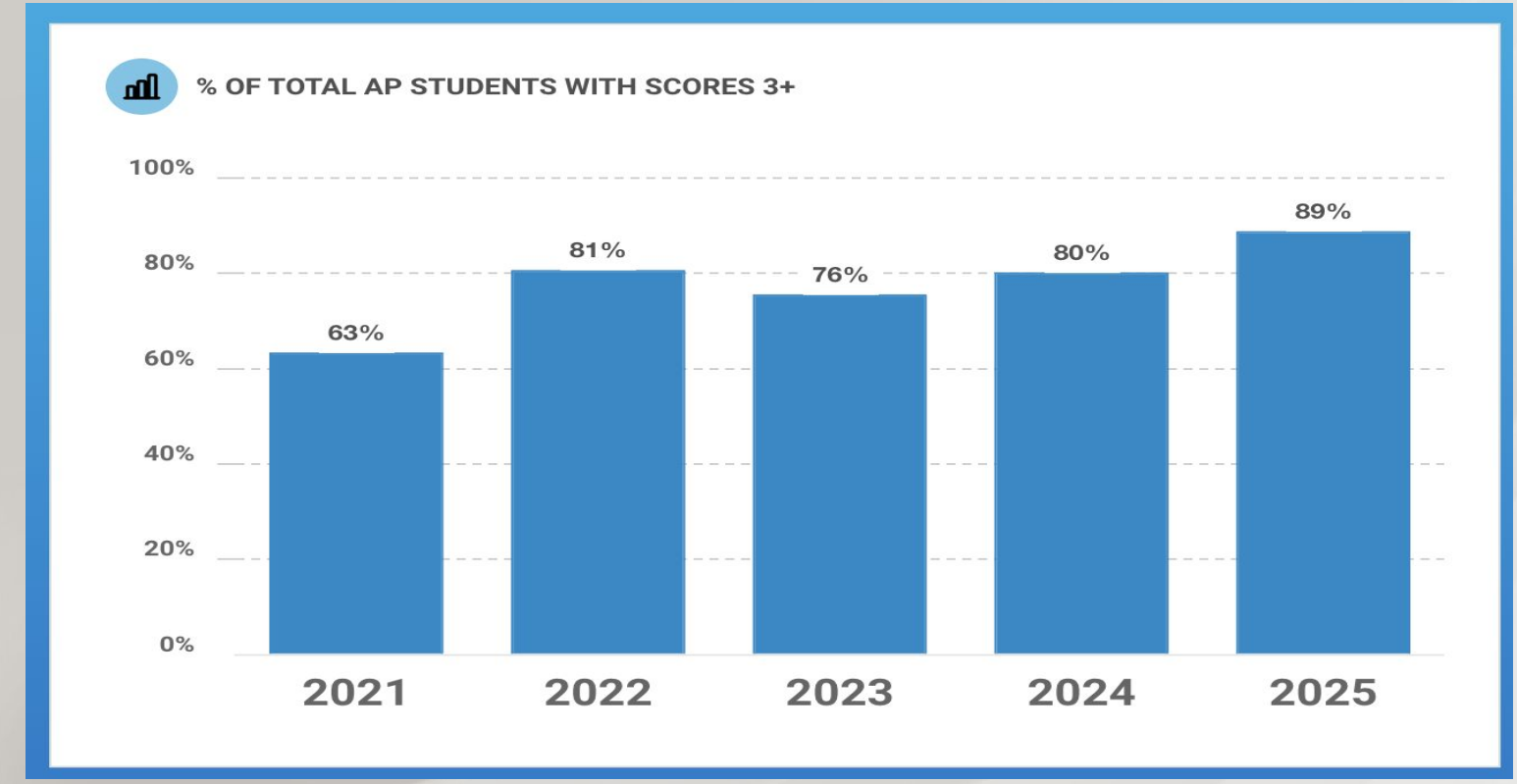

MILTON

OPPORTUNITY • ACHIEVEMENT
COMMUNITY

High School Graduation Rates

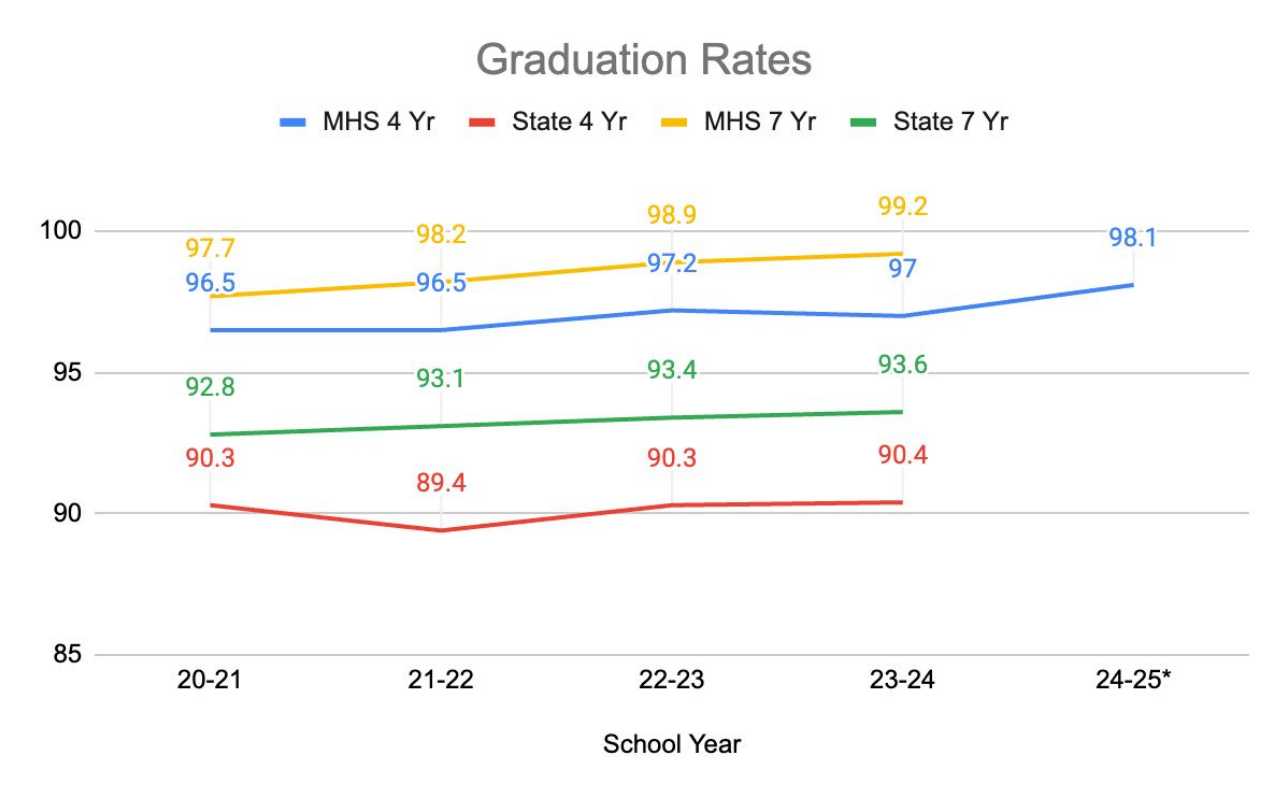

MILTON

OPPORTUNITY • ACHIEVEMENT
COMMUNITY

Social/Emotional Screener Data
NextPath Survey, 3-12

MILTON

OPPORTUNITY • ACHIEVEMENT
COMMUNITY

SEL Skills Questions

Area	Question (3rd-12th)
Social Competence	• I can get along with others who are different than me • I make good choices to avoid trouble • I listen to others when they talk • I can use words to solve problems with others
Emotional Development	• I calm myself down when I need to • I recognize how others are feeling • I express my feelings to others
Self-Concept	• I can learn from my mistakes • I can set goals for myself • Even when things are hard, I keep working to reach my goal

Wording of questions may vary slightly due to grade level

MILTON

OPPORTUNITY • ACHIEVEMENT
COMMUNITY

SEL Skills Data

Winter 2025, overall **90.6%** of Milton School District students in grades 3-12 who completed the survey feel they are **on track** in the area SEL.

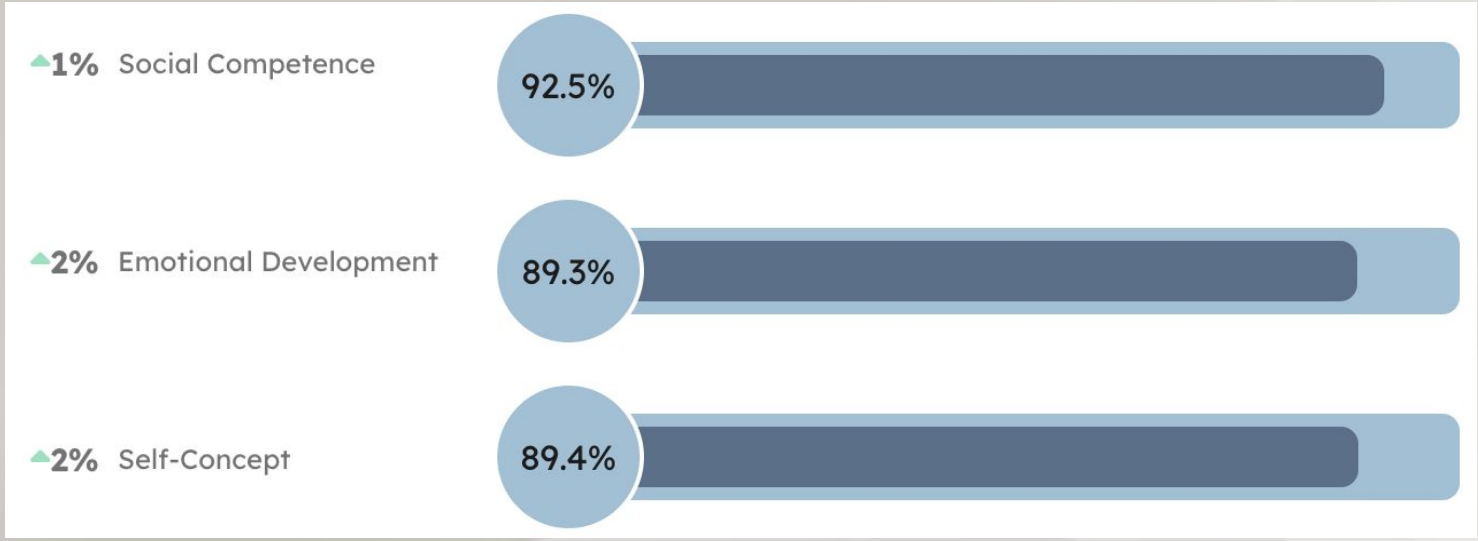

Winter 2024: 88.9%

MILTON

OPPORTUNITY • ACHIEVEMENT COMMUNITY

Connectedness Questions

Area	Question (3rd-12th)
School Relation-ships	• I have an adult at school I can talk to if I have a big problem • I have AT LEAST one adult at my school who cares about me • I have AT LEAST one friend at school who cares about me • One thing I wish my teachers knew about me:
Safety (Physical & Emotional)	• I feel safe at school • I like being at school most of the time (3rd-6th) • I feel comfortable at school most of the time (3rd) / I feel like I can be myself at school (4-12)
Involve-ment	• I have opportunities to participate in extracurricular activities or clubs (7-12)

Wording of questions may vary slightly due to grade level

MILTON

OPPORTUNITY • ACHIEVEMENT
COMMUNITY

Connectedness Data

Winter 2025, overall **90.8%** of Milton School District students in grades 3-12 who completed the screener have a strong sense of connection to our schools and feel a level of community within their learning environments.

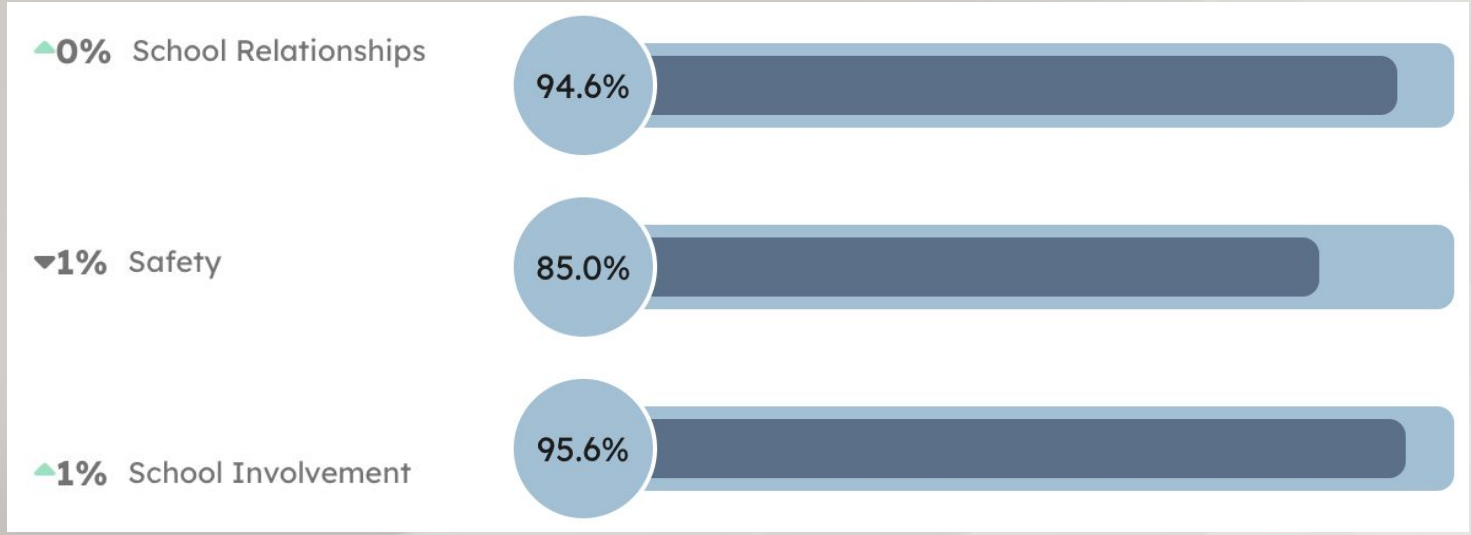

Winter 2024: 90.5%

MILTON

OPPORTUNITY • ACHIEVEMENT
COMMUNITY

Staff and Family Surveys Data

MILTON

OPPORTUNITY • ACHIEVEMENT
COMMUNITY

Staff Survey 2025

- **Responses were collected between March 3 - 21 and compiled by CESA 6**
- **Total Responses: 263 (251 in 2024, 209 in 2023)**
- **Net Promoter Score** represents the extent to which a stakeholder is willing to recommend their school or district to someone. Scores are grouped into Promoters (9 & 10) Passives (7 & 8) and Detractors (0-6). NPS is scored by subtracting the percent of detractors from the percent of promoters. A score above zero is considered good, with a 40 or higher being exceptional.

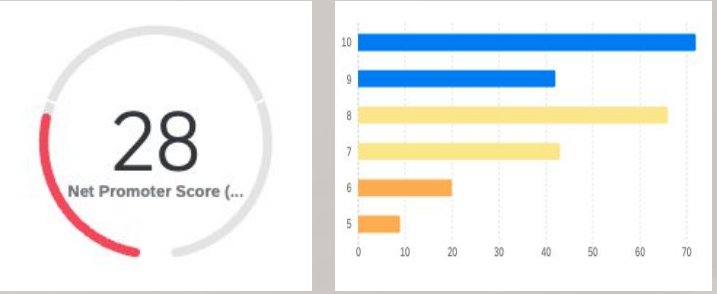

District Net Promoter Score
(2024: 20, 2023: 10)



School Net Promoter Score
(2024: 42, 2023: 35)

MILTON

OPPORTUNITY • ACHIEVEMENT
COMMUNITY

Staff Survey 2025

Areas To Celebrate	2025 Average	Percent Agree vs Percent Disagree	2024 Average	2023 Average
My teammates have my back.	4.64	93 / 3	4.68	4.67
I am proud to work for the school district.	4.55	92 / 4	4.43	4.36
My school/building is a safe place to work.	4.51	90 / 5	4.43	4.41
The team I most collaborate with spends time on work that is aligned with our district/school/departmental goals	4.47	89 / 6	4.52	4.37
My work gives me a feeling of personal accomplishment.	4.43	90 / 3	4.38	4.39

Staff Survey 2025

Opportunities for Growth	2025 Average	Percent Agree vs Percent Disagree	2024 Average	2023 Average
Someone at work coaches me on how to improve the way I do my job.	3.52	58 / 24	3.62	3.57
I am given the opportunity to be involved in decisions that affect me.	3.61	63 / 22	3.51	3.34
I receive recognition from my principal or department supervisor for excellent work	3.69	59 / 17	3.69	3.78

Family Survey 2025

- **Responses were collected between April 7 - April 25**
- **Total Responses: 612 (768 in 2024, 1049 in 2023)**
- **Net Promoter Score** represents the extent to which a stakeholder is willing to recommend their school or district to someone. Scores are grouped into Promoters (9 & 10) Passives (7 & 8) and Detractors (0-6). NPS is scored by subtracting the percent of detractors from the percent of promoters. A score above zero is considered good, with a 40 or higher being exceptional.

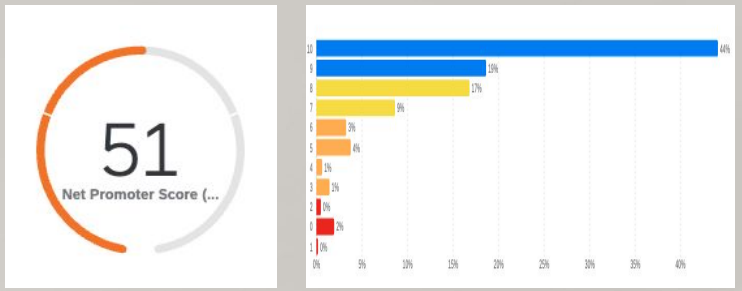

District Net Promoter Score
(2024: 41, 2023: 39)

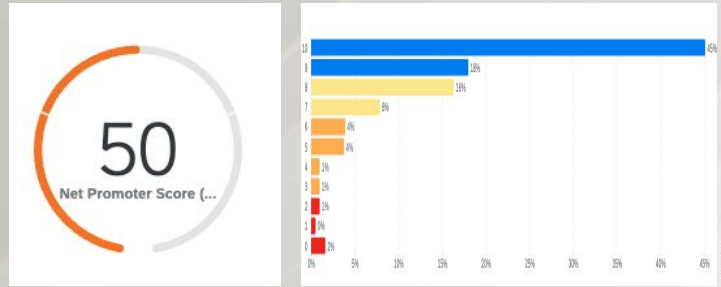

School Net Promoter Score
(2024: 41, 2023: 39)

MILTON

OPPORTUNITY • ACHIEVEMENT
COMMUNITY

Family Survey 2025

Areas To Celebrate	2025 Average	Percent Agree vs Percent Disagree	2024 Average	2023 Average
My student's school building is clean and well maintained.	4.75	94 / 2	4.57	4.63
School District of Milton facilities…are well maintained	4.59	90 / 4	4.67	4.45
My family is proud to be Red Hawks	4.53	86 / 5	4.36	4.37
Relationships between staff and students are respectful.	4.26	87 / 8	4.36	4.37
My student's teachers have shown care and concern for my student.		84 / 9	4.13	4.20
My student has access to a wide variety of curriculum options that will prepare them for success later in life.		86 / 11	4.10	4.09

Family Survey 2025

Opportunities for Growth	2025 Average	Percent Agree vs Percent Disagree	2024 Average	2023 Average
I feel the nutrition team offerings are satisfactory.	3.49	48 / 22	3.52	3.54
I regularly receive helpful feedback from school staff on how well my student is doing in school.	3.53	56 / 32	3.36	3.48
The overall quality of social and emotional education in the SDM prepares our students for achievement and lifetime readiness.	3.60	59 / 23	3.45	3.53

SCHOOL DISTRICT OF MILTON

TRACKING GROWTH IN #MILTONPRIDE

Survey Question: **On a scale of 0-10, *with 10 being extremely likely and 0 being not at all*, how likely would you be to recommend your school and district as a great place for students to attend?**

	2022-23	2023-24	2024-25	TREND
District Net Promoter Score*	39	41	**51**	↑
School Net Promoter Score*	39	41	**50**	↑

A net promoter score represents the extent to which a stakeholder is willing to recommend their school or district to someone else. Scores are grouped into Promoters (9 & 10) Passives (7 & 8) and Detractors (0-6). **NPS is scored from -100 to 100** by subtracting the percent of detractors from the percent of promoters. Generally, a score above zero is considered good, **with a 40 or higher being exceptional.**

A 9 and 10 point jump respectively demonstrates that pride in our schools and district was not only reinforced, but significantly grew.

Survey Question: **My family is proud to be Red Hawks.**

	2022-23	2023-24	2024-25	TREND
Average Rating - 5 Point Scale	4.48	4.50	**4.60**	↑

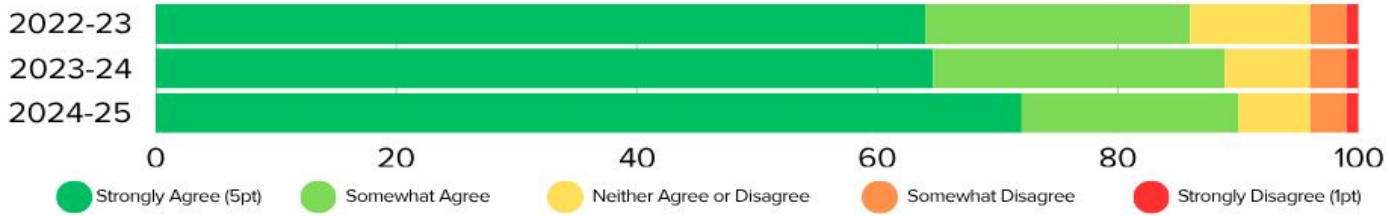

SOURCE: Qualtrics Surveys conducted in 2022-23, 2023-24, and 2024-25.

SCHOOL DISTRICT OF MILTON

TRACKING GROWTH IN COMMUNICATIONS RESOURCE PREFERENCE

	2022-23	2023-24	2024-25	TREND
Teacher / School Communications	4.67	4.66	4.66	—
District Website	4.26	4.32	4.37	↑
Family Newsletter (Red Hawk Review)	3.86	4.00	4.06	↑
District Social Media Accounts	3.73	3.86	3.93	↑
School Events / Meetings	3.48	3.52	3.65	↑
PTA Meetings	3.30	3.40	3.44	↑
Board of Ed Meetings	3.13	3.19	3.13	—
Friends, Family, Neighbors	3.08	2.99	3.54	↑
Local Newspaper, Radio	1.81	1.80	1.93	Low Use

SOURCE: Qualtrics Surveys conducted in 2022-23, 2023-24, and 2024-25.

How We Use Data to Drive Improvement



































MILTON

M

OPPORTUNITY • ACHIEVEMENT
COMMUNITY










POOL


EL-TAI
Preschool Inclusion
all the way!


MILTON
NORTHSIDE


STUDENT SERVICES
MILTON
M
OPPORTUNITY • ACHIEVEMENT
COMMUNITY

Achievements & Forward Planning

Celebrations

- Our schools had both high performance and high growth on Math and ELA i-Ready screeners from Fall to Spring
- Supportive connections are being built in all schools
- All schools are using student data to identify how to best meet student academic and SEL needs
- Staff, Family, and Community surveys continue to show overall highly positive scores
- Net Promoter Score increased for District and School in both Staff and Family surveys

Areas for continuous improvement

- Continue Professional Development for Literacy Skills: Focus on Foundational Literacy Skills (Act 20)
- Continue Professional Development for i-Ready Classroom Mathematics
- Strengthen PLCs
- Implement Learning Walks
- Implement Character Strong (SEL resource 6-12)
- Response rate to Family Survey

MILTON

OPPORTUNITY • ACHIEVEMENT
COMMUNITY

Questions, Wonderings, & Reflections

MILTON

OPPORTUNITY • ACHIEVEMENT
COMMUNITY

Thank you!

#Miltonpride
#MiltonInnovation

MILTON
OPPORTUNITY • ACHIEVEMENT
COMMUNITY

