School District of Milton

Data Update
July 22, 2024

MILTON

OPPORTUNITY • ACHIEVEMENT
COMMUNITY

OUR Commitments

Vision

We believe in Opportunities, Achievements, and Community for All

Mission

The School District of Milton, in partnership with the community, prepares our students for achievement and lifetime readiness by providing opportunities for all.

Equity

Equity is ensuring that everyone has what they need by intentionally creating an environment without barriers, where ALL individuals are empowered to explore and recognize strengths in themselves and others.

MILTON

OPPORTUNITY • ACHIEVEMENT
COMMUNITY

School District of Milton

Our Vision
We believe in Opportunities, Achievement, and Community for All

Our Mission
The School District of Milton, in partnership with the community, prepares our students for achievement and lifetime readiness by providing opportunities for all.

Strategic Objectives

Teaching and Learning	Relationships, Climate, and Culture	High Quality Staff	Community Engagement	Operations and Facilities
Goals				
Increase the District Report Card overall level to "Exceeds Expectations" annually. Once at "Exceeds" level, continue to increase the District Report Card overall score annually	Update and refine survey tools to gather feedback from all stakeholder groups, including a new screener for student SEL, by August 2023	All certified staff will be supported as they learn and implement effective instructional and assessment strategies to meet the Graduate Profile competencies and improve student achievement by August 2024	Update and implement effective and efficient district website, communications platforms, and online resources by August 2024, based on input from all stakeholder groups	Develop plans to manage resources, including annual and long-term budget development and 1, 5, and 10-year capital improvement plans, with a focus on making sustainable decisions for district operations and facilities.
Focus Areas				
• Addressing all areas of the District Report Card (Achievement, Growth, Target Group Outcomes) • Developing the Grad Profile, Continuum of Learning • Incorporating best practice instructional and intervention strategies, including use of technology	• Building strong, positive relationships with all stakeholders • Developing a safe, respectful learning and work environment • Supporting a culture that values diversity, equity and inclusion • Building a culture of wellness and support for all students and staff	• Supporting staff through high-quality professional development • Securing and retaining a highly qualified staff • Maintaining a competitive compensation/benefits package for all employee groups, using market comparables	• Utilizing purposeful two-way communication with all stakeholders • Engaging all members of our many municipalities • Effective use of district website, social media, and online resources	• Maintaining, improving and replacing our capital assets within their expected useful life cycle, to best provide for a safe, healthy, and efficiently operated learning environment. • Targeting a fund balance in the general operations fund (Fund 10) of 20-25% of annual expenditures to promote a healthy financial position and minimize the cost of cash flow borrowing. • Developing and implementing a digital system to effectively manage and track facility use by students, parents, community members, and other outside groups, to best meet school and community needs and promote safe use of all of our facilities. • Maintaining, improving and replacing our technology resources, including infrastructure and devices for students and staff, to best support student learning and efficient operations.

Agenda

- i-Ready Screener Data
- Advanced Placement (AP) Data
- SEL Screener Data
- SDM Survey Data
- How We Use Data to Drive Improvement
- Questions and Thoughts



MILTON

OPPORTUNITY • ACHIEVEMENT
COMMUNITY

Academic Screener Data
iReady K-8

MILTON

OPPORTUNITY • ACHIEVEMENT
COMMUNITY

K-8 i-Ready Reading

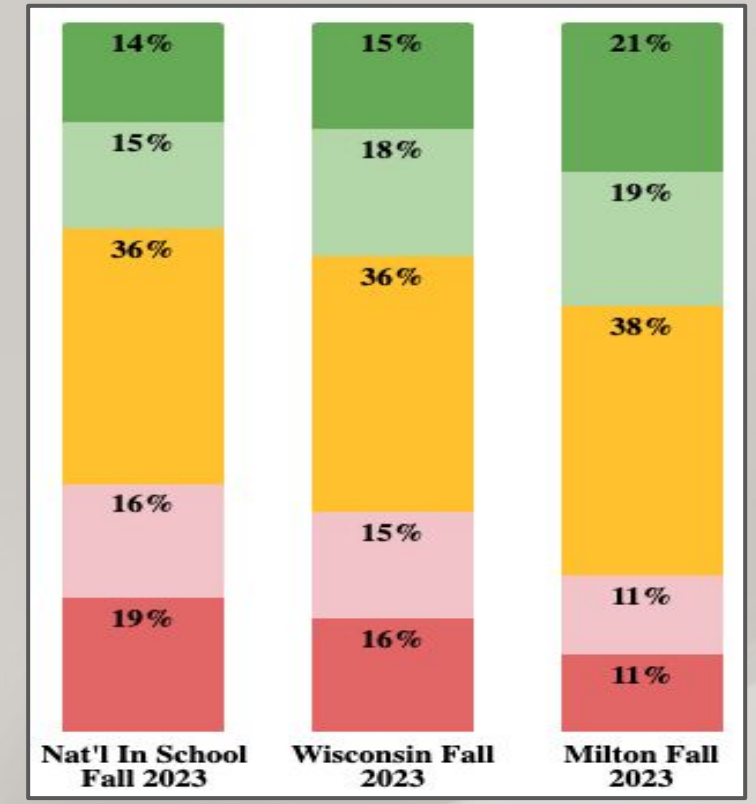

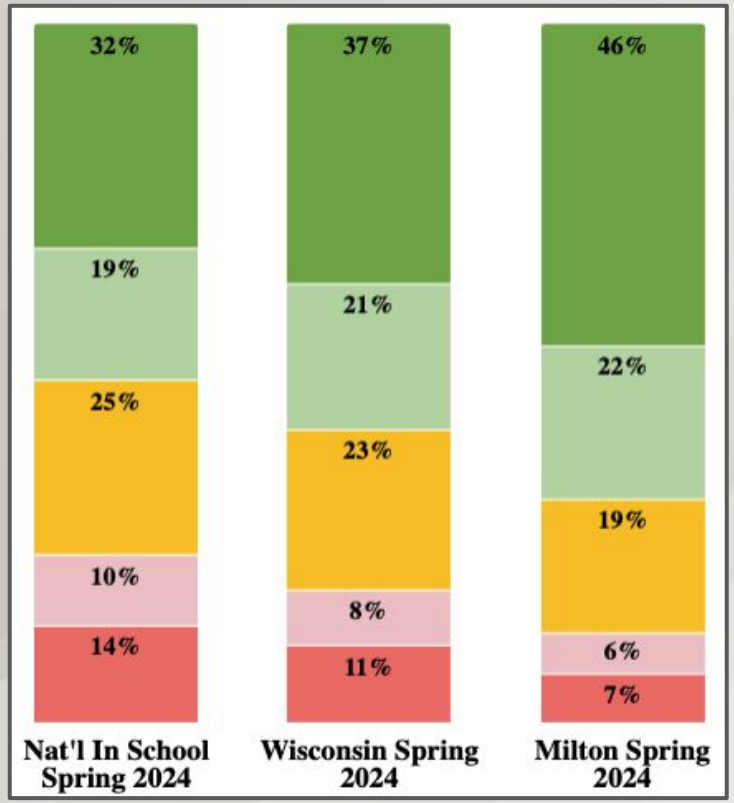



MILTON

OPPORTUNITY • ACHIEVEMENT
COMMUNITY

K-8 i-Ready Reading

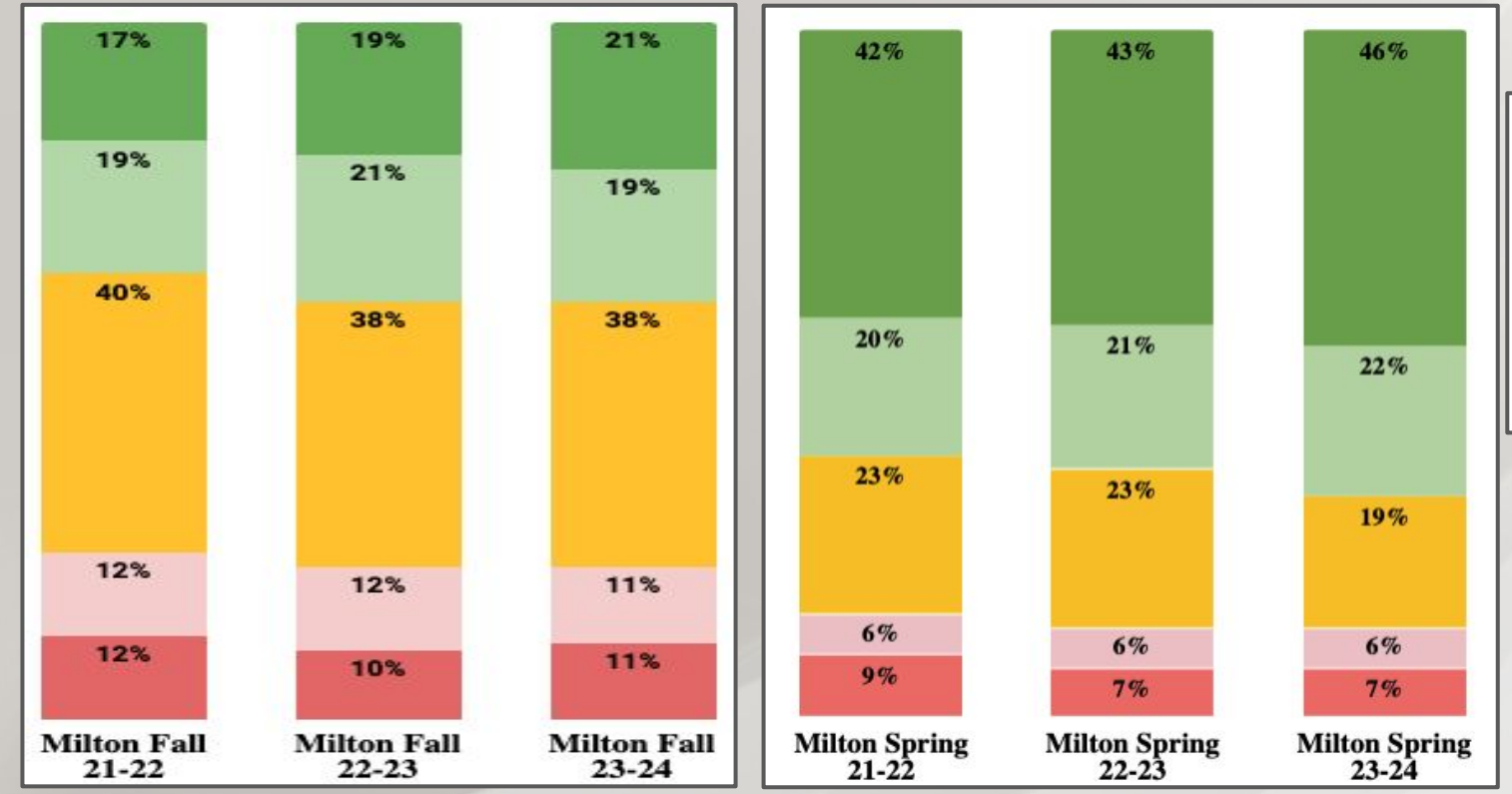

MILTON

OPPORTUNITY • ACHIEVEMENT
COMMUNITY

K-8 i-Ready Math

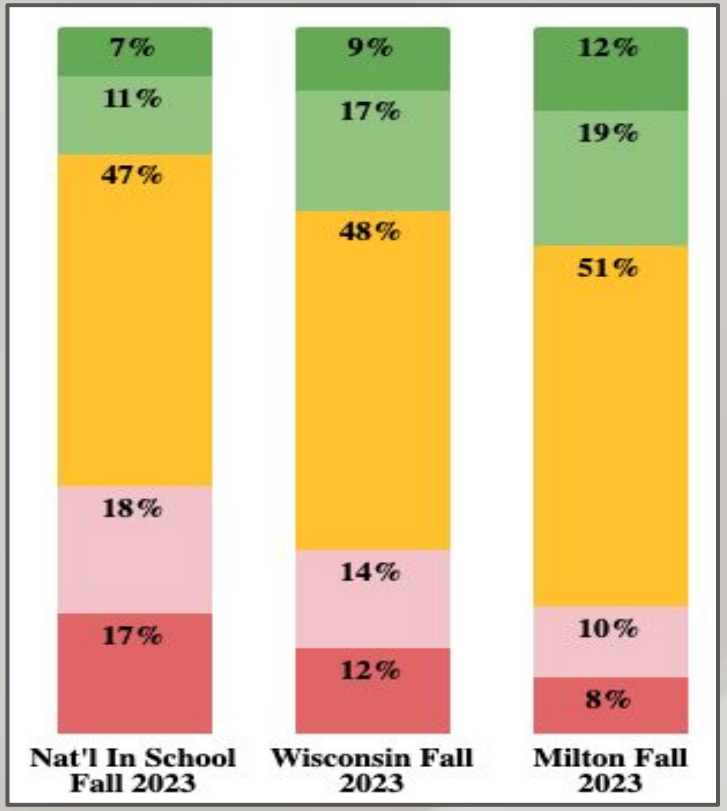

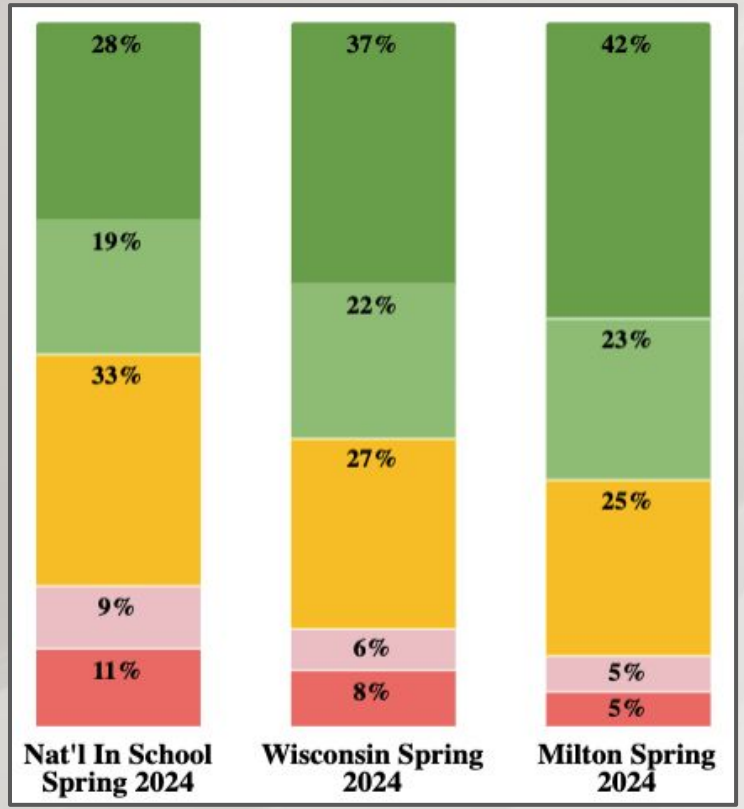



MILTON

OPPORTUNITY • ACHIEVEMENT
COMMUNITY

K-8 i-Ready Math

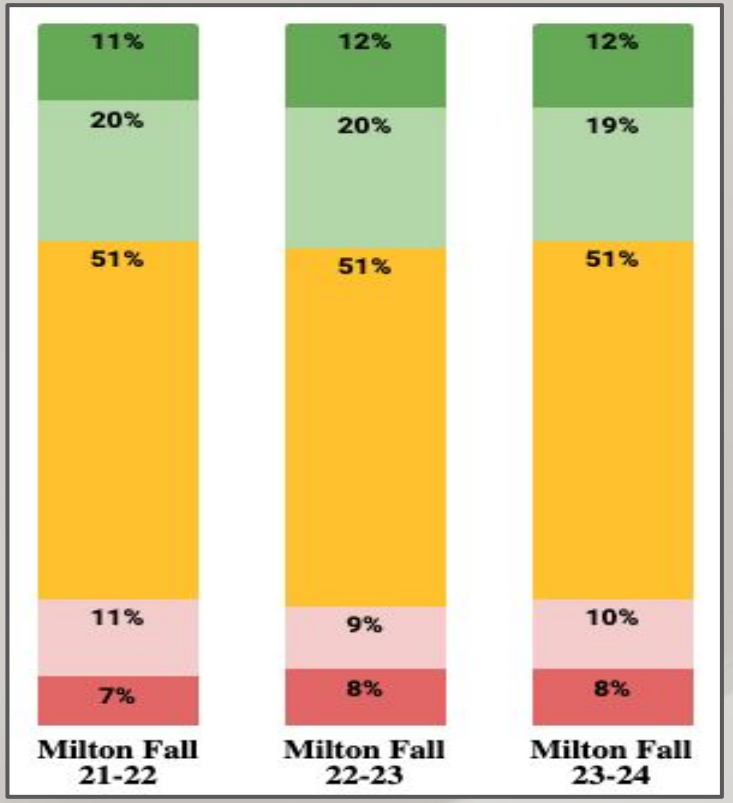

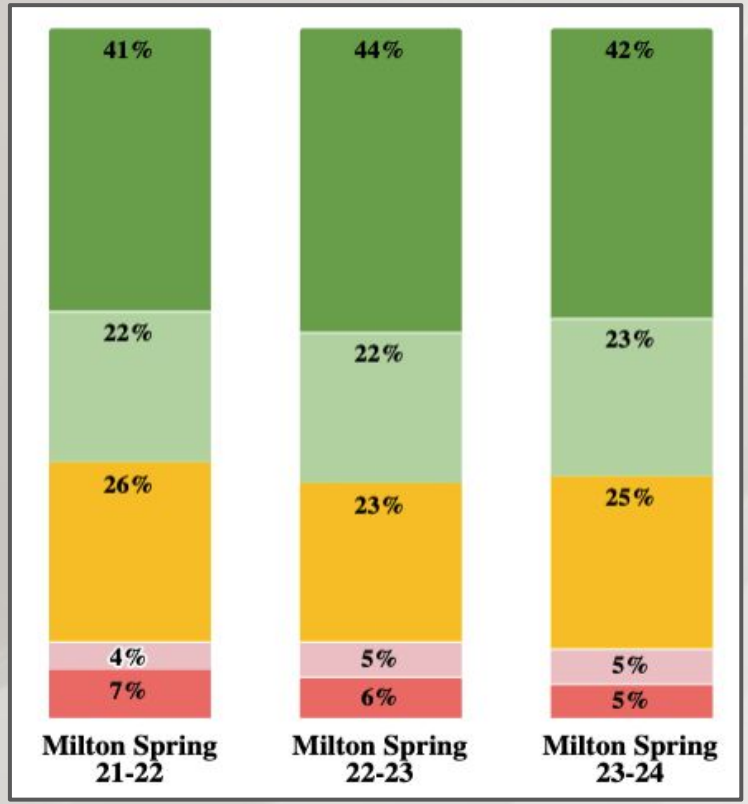



MILTON

OPPORTUNITY • ACHIEVEMENT
COMMUNITY

Advanced Placement (AP) Data
Spring 2024

MILTON

OPPORTUNITY • ACHIEVEMENT
COMMUNITY

Spring Advanced Placement Scores

SCHOOL SUMMARY

	2020	2021	2022	2023	2024
Total AP Students	231	164	166	168	191
Number of Exams	400	269	267	275	315
AP Students with Scores 3+	181	104	134	127	154
% of Total AP Students with Scores 3+	78.35	63.41	80.72	75.60	80.63

MILTON

OPPORTUNITY • ACHIEVEMENT
COMMUNITY

Spring Advanced Placement Scores

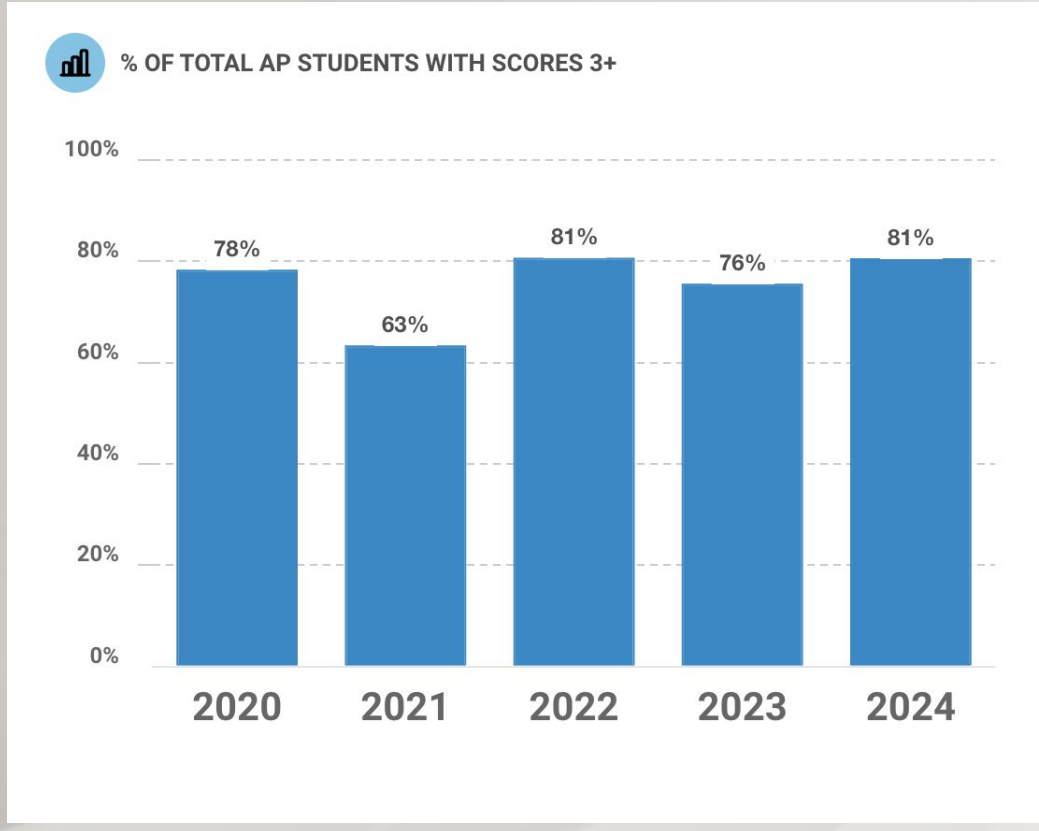

MILTON

OPPORTUNITY • ACHIEVEMENT
COMMUNITY

Social/Emotional Screener Data
NextPath Survey, 3-12

MILTON

OPPORTUNITY • ACHIEVEMENT
COMMUNITY

Survey Information

Social-Emotional Skills

- The purpose of the "SEL Skills" survey was to have our students reflect and assess their ability to effectively manage their emotions, understand and empathize with others, reflect on past experiences, set and work towards goals, establish positive relationships with diverse individuals, make wise decisions, actively listen and communicate for conflict resolution.
    - Topics were based on the Wisconsin SEL competencies and included 3 areas:
        - Social Competence- establish and maintain positive relationships by respecting others, practicing social skills, and making responsible choices while recognizing and connecting to the community at large
        - Emotional Development - to understand and manage one's emotions
        - Self-Concept - develop positive self-identity and recognize self as a lifelong learner
        - Total of 10 Questions asked

MILTON

OPPORTUNITY • ACHIEVEMENT
COMMUNITY

Survey Information

Connectedness

- In this survey, we explored the sense of connectedness among students at school examining factors such as feeling safe at school, enjoying the school environment, being able to express oneself, having access to supportive adults, experiencing care from both adults and peers, having opportunities for extracurricular activities, and identifying unique aspects students would like their teachers to know about them.
    - Topics included:
        - School Relationships
        - Safety
        - School Involvement
    - Goal: To gain insights into the overall connectedness and well-being of students in the school environment
    - Total of 7 Questions asked

MILTON

OPPORTUNITY • ACHIEVEMENT
COMMUNITY

SEL Skills Data

Overall **88.9%** ▲ 1.7% of Milton School District students in grades 3-12 who completed the survey feel they are **on track** in the area SEL

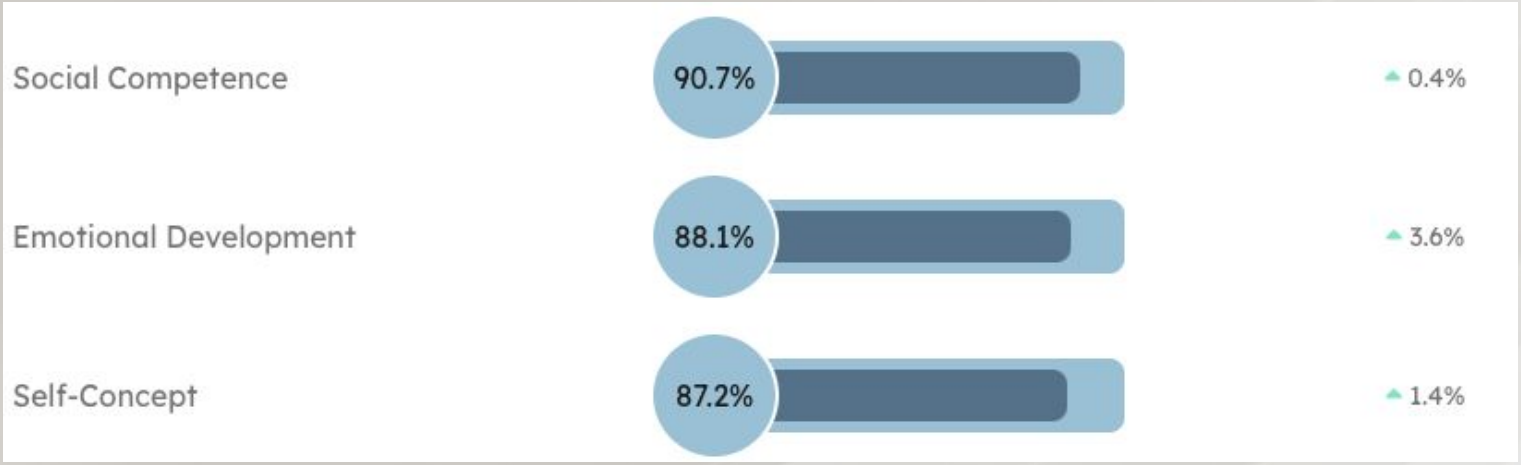

MILTON

OPPORTUNITY • ACHIEVEMENT
COMMUNITY

Connectedness Data

Overall **90.5%** ▲ 0.8% of Milton School District students in grades 3-12 who completed the screener have a strong sense of connection to our schools and feel a level of community within their learning environments

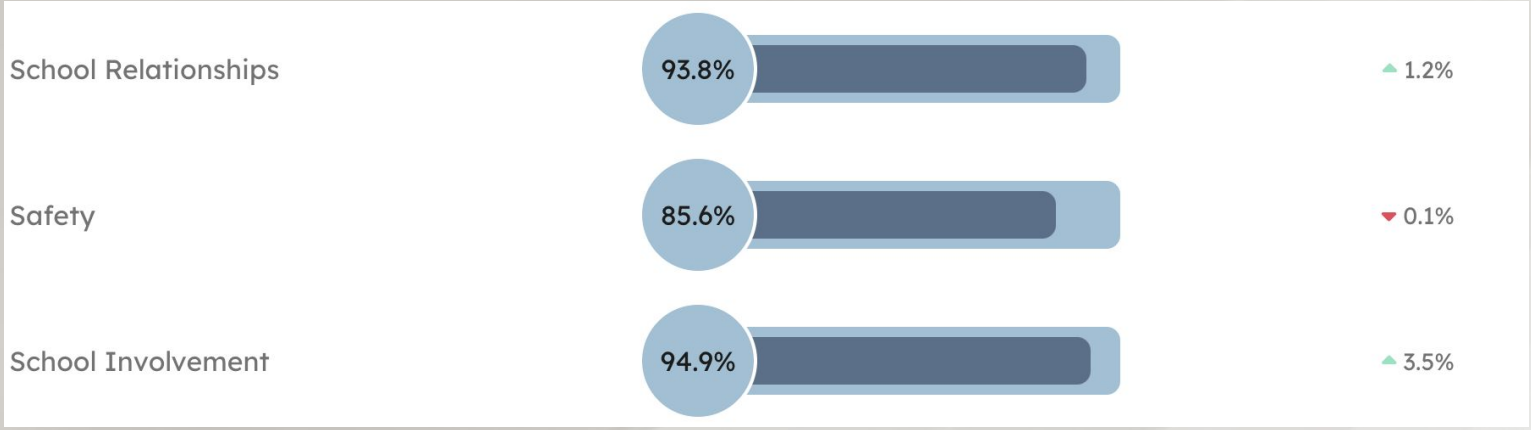

MILTON

OPPORTUNITY • ACHIEVEMENT
COMMUNITY

SDM Survey Data

MILTON

OPPORTUNITY • ACHIEVEMENT
COMMUNITY

Staff Survey 2024

- **Responses were collected between March 4 - 22 and compiled by CESA 6**
- **Total Responses: 251 (209 in 2023)**
- **Net Promoter Score** represents the extent to which a stakeholder is willing to recommend their school or district to someone. Scores are grouped into Promoters (9 & 10) Passives (7 & 8) and Detractors (0-6). NPS is scored by subtracting the percent of detractors from the percent of promoters. A score above zero is considered good, with a 40 or higher being exceptional.



District Net Promoter Score (2023: 10)

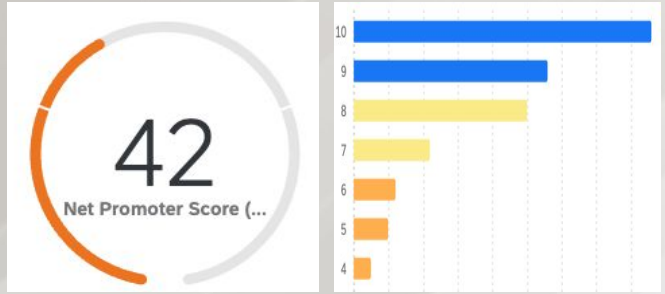

School Net Promoter Score (2023: 35)

MILTON

OPPORTUNITY • ACHIEVEMENT
COMMUNITY

Staff Survey 2024

Areas To Celebrate	2023 Avg Score	2024 Avg Score	% Agree vs % Disagree
My teammates have my back	4.67	4.68	92 / 3
The team I most often collaborate with spends time on work that is aligned on our district/school/department goals	4.37	4.52	91 / 4
At work, I clearly understand what is expected of me.	4.44	4.51	92 / 3

Opportunities for Growth	2023 Avg Score	2024 Avg Score	% Agree vs % Disagree
I am given the opportunity to be involved in decisions that affect me.	3.34	3.51	61 / 28
Someone at work coaches me on how to improve the way I do my job.	3.57	3.62	59 / 19
The staff is a diverse mix of talents, backgrounds, and experiences	4.1	3.75	65 / 15

Family Survey 2024

- **Responses were collected between April 8-30 and compiled by CESA 6**
- **Total Responses: 768 (1049 in 2023)**
- **Net Promoter Score** represents the extent to which a stakeholder is willing to recommend their school or district to someone. Scores are grouped into Promoters (9 & 10) Passives (7 & 8) and Detractors (0-6). NPS is scored by subtracting the percent of detractors from the percent of promoters. A score above zero is considered good, with a 40 or higher being exceptional.

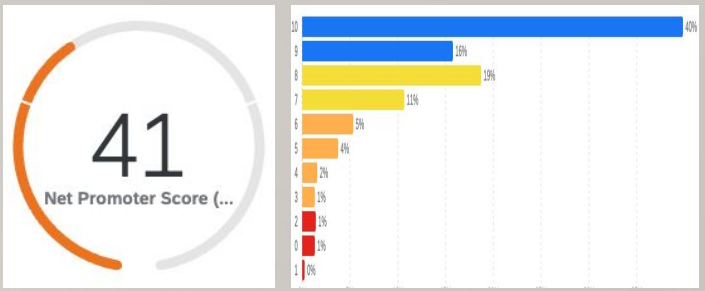

District Net Promoter Score (2023: 39)

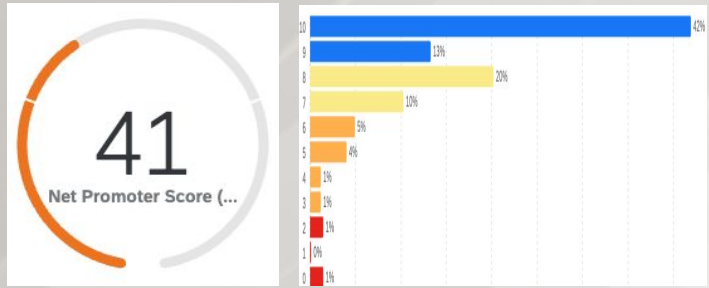

School Net Promoter Score (2023: 39)

MILTON

OPPORTUNITY • ACHIEVEMENT
COMMUNITY

Family Survey 2024

Areas To Celebrate	2023 Avg Score	2024 Avg Score	% Agree vs % Disagree
My student's school building is clean and well maintained.	4.61	4.64	93 / 2
School District of Milton Facilities are well maintained.	4.50	4.55	89 / 5
My family is proud to be Red Hawks.	4.48	4.50	88 / 4
My student's teachers have shown care and concern for my student.	4.45	4.45	87 / 6

Opportunities for Growth	2023 Avg Score	2024 Avg Score	% Agree vs % Disagree
I feel the nutrition team offerings are satisfactory.	3.61	3.60	56 / 23
School rules and discipline are enforced consistently.	3.66	3.80	58 / 27
Students are supportive in their interactions with each other.	3.78	3.85	70 / 16

Community Survey 2024

- **Responses were collected between May 10 - June 28 and compiled by CESA 6**
- **Total Responses: 88 (225 in 2023)**
- **Net Promoter Score** represents the extent to which a stakeholder is willing to recommend their school or district to someone. Scores are grouped into Promoters (9 & 10) Passives (7 & 8) and Detractors (0-6). NPS is scored by subtracting the percent of detractors from the percent of promoters. A score above zero is considered good, with a 40 or higher being exceptional.

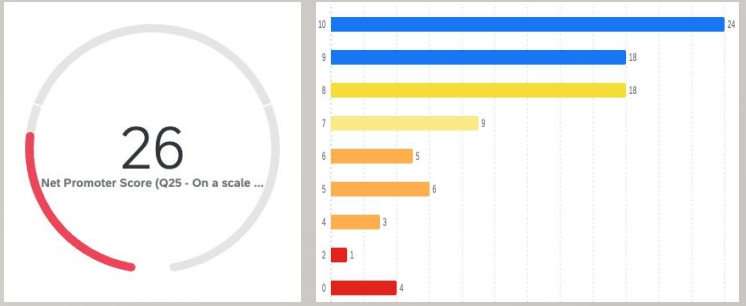

How likely would you be to recommend SDM as great place for students to attend?
(2023: 22)

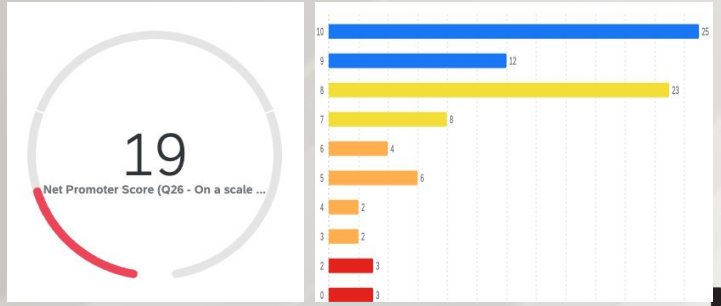

How likely are you to recommend the SDM as a great place to live to a friend or colleague?
(2023: 27)

MILTON

OPPORTUNITY • ACHIEVEMENT
COMMUNITY

Community Survey 2024

Results	2023 Avg Score	2024 Avg Score	% Agree vs % Disagree
School District of Milton Facilities are well maintained.	4.23	4.20	81 / 3
School District of Milton buildings are well maintained.	4.23	4.20	81 / 3
In my household, we are proud to be Red Hawks.	4.22	4.20	77 / 10
I am well informed about SDM community events and activities.	3.86	3.95	78 / 11
I regularly attend SDM community events and activities.	3.83	3.83	63 / 8
I am well informed about School District of Milton initiatives.	3.55	3.55	61 / 21

Takeaways

Celebrations

- Our schools had both high performance and high growth on Math and ELA i-Ready screeners from Fall to Spring
- Supportive connections are being built in all schools
- All schools are using student data to identify how to best meet student academic and SEL needs
- Staff, Family, and Community surveys continue to show overall highly positive scores
- Net Promoter Score increased for District and School in both Staff and Family surveys

Areas for continuous improvement

- Focus on Foundational Literacy Skills (Act 20)
- Math curriculum adoption/alignment
- Adopting a data protocol for SEL & academics
- Looking for ways to support secondary SEL needs (pilot new SEL curriculum 6-12 in the upcoming school year)
- Decreased number of responses to Family and Community Surveys

MILTON

OPPORTUNITY • ACHIEVEMENT
COMMUNITY

How We Use Data to Drive Improvement

















MILTON

OPPORTUNITY • ACHIEVEMENT
COMMUNITY



















MILTON

OPPORTUNITY • ACHIEVEMENT
COMMUNITY

Thank you!

#Miltonpride
#MiltonInnovation

MILTON
OPPORTUNITY • ACHIEVEMENT
COMMUNITY

