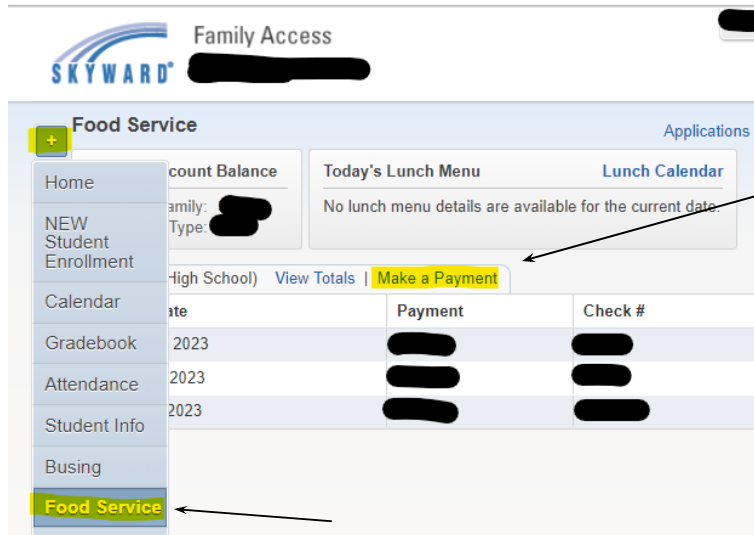
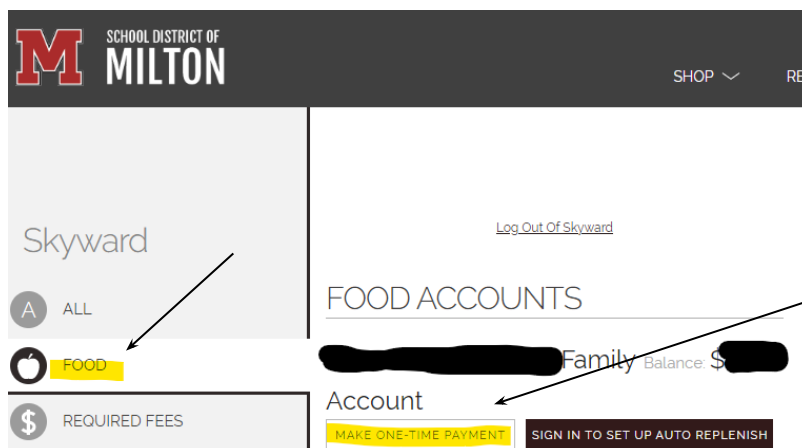


## Making an On-line Food Service Payment via Skyward Family Access

- Log into Skyward Family Access
- Click on the Food Service tab located on the left hand side
- Click “Make a Payment” which is located by your student’s name




- You will be directed to our payment site
- You may select a one time payment amount or sign in to set up auto replenish
- Once you are ready to pay, click on the “Checkout” tab



- You will be redirected to “RevTrak” where you can log in to your account. If you don’t have an account yet, you can sign up for free.
- In RevTrak, you will need to provide your payment information as prompted and complete your transaction
- Once you have completed your transaction, you will be shown a receipt to keep for your records. You can save this information to your computer.
- You will receive a confirmation via email, also.

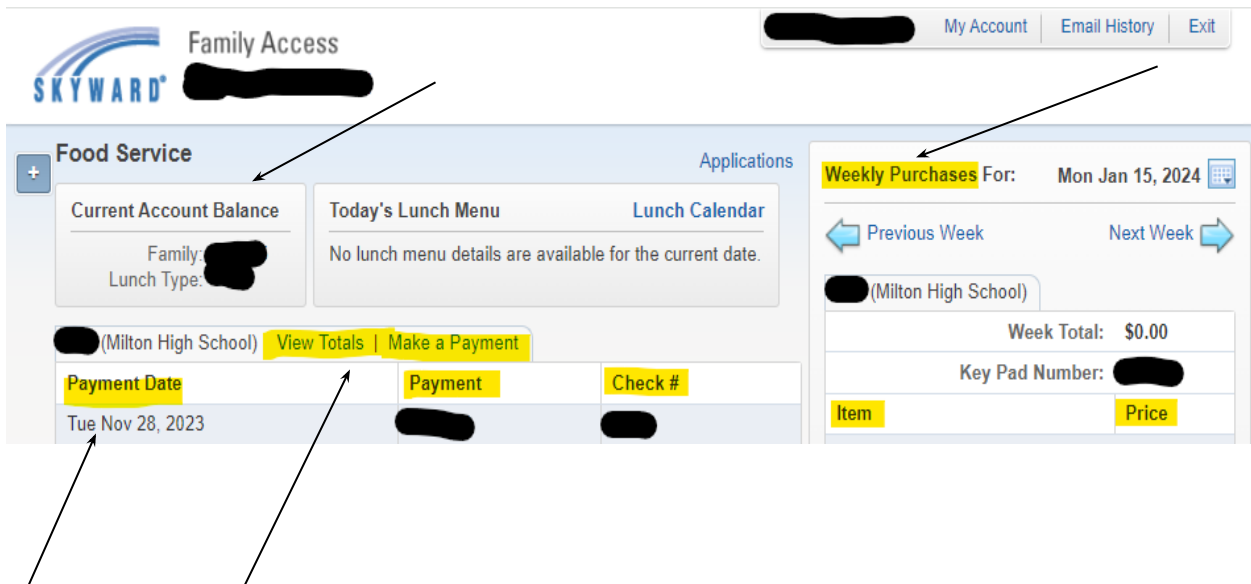
## Log in to the Web Store

Email 

  
 Password  
  
[Forgot password?](#)  
  


### Please note:

- You may verify your balance and payment history on the Food Service tab in Skyward Family Access. Payments are shown immediately after the transaction.
- Milk break (grades 4K - 5) is paid through your Food Service account.



**Family Access**

**Food Service**

Current Account Balance  
 Family: [REDACTED]  
 Lunch Type: [REDACTED]

Today's Lunch Menu  
 No lunch menu details are available for the current date.

Applications

Weekly Purchases For: Mon Jan 15, 2024

Previous Week Next Week

(Milton High School)

Week Total: \$0.00

Key Pad Number: [REDACTED]

Payment Date	Payment	Check #
Tue Nov 28, 2023	[REDACTED]	[REDACTED]

View Totals | Make a Payment