

**MILTON**

**M**


# ANNUAL MEETING

SEPTEMBER 26, 2016

**#SDMTALENT**

MILTON

M



# BOARD of EDUCATION

Jon Cruzan, President

Bob Cullen, Vice President

Tom Westrick, Treasurer

Betsy Lubke, Clerk

Don Vruwink

Karen Hall

Shelly Crull-Hanke

#SDMTALENT



**MILTON**

**M**

## PURPOSE OF THE ANNUAL MEETING

The annual school district meeting plays a special role in the governance of 377 of Wisconsin's 424 school districts. Electors in these districts — which are classified as either common school districts or union high school districts — have special powers reserved to them as a body at the annual meeting. State statutes set forth the basic requirements for holding the annual meeting and outline the powers of the electors at the annual meeting. Electors are individuals who are eligible to vote in school district elections and include every U.S. citizen age 18 or older who has resided in an election district or ward for 28 consecutive days before any election where the citizen offers to vote is an eligible elector.

'State statutes set forth the basic requirements for holding the annual meeting and outline the powers of the electors at the annual meeting. Electors at an annual meeting may determine or may authorize the school board to hold subsequent annual meetings on a date and hour different from that specified in the statute. No annual meeting may be held before May 15 or after October 31. A notice of the meeting — stating its time and date — must be published twice by the district clerk. If the clerk has received a proper petition requesting the annual meeting to consider a special subject or item of business, a statement of the subject or item of business must be incorporated in the notice. The last publication of such notice must not be more than eight days nor less than one day before the annual meeting.'

More information can be found at the following web address <https://www.wasb.org>

**Wisconsin Association of School Boards, Inc. (2016). *The Annual School District Meeting For Common and Union High School Districts*. Madison.**

The logo for Milton M is positioned on the left side of the page. It features the word "MILTON" in a bold, white, sans-serif font above a large, white, stylized letter "M". The background of the logo is a vibrant, abstract collage of colors including red, orange, yellow, green, blue, and purple, with various brushstroke-like patterns.

**MILTON**

**M**

**MONDAY, SEPTEMBER 26, 2016**

**6:30 P.M.**

**NORTHSIDE INTERMEDIATE SCHOOL**

**I. Call the Meeting to Order – *Jon Cruzan, Board President***

**II. Elect a Meeting Chairperson**

**III. Approval of Agenda**

**IV. 2015-16 District Overview – *Timothy Schigur, District Administrator***

**V. 2015-16 Treasurer’s Report – *Tom Westrick, Board Treasurer***

**VI. 2016-17 Budget Presentation and Hearing – *Mary Ellen Van Valin, Director of Business Services***

**A. Levy a School Tax for the Ensuing Year**

**VII. Fix Salaries of Board Members and Authorize Expenses - (*Present salaries are \$2,000*)**

**VIII. Allow Board of Education to Establish the Date and Time for the 2017 Annual Meeting as Provided under Section 120.08 of the Wisconsin Statutes**

**IX. Entertain Any Other New Business**

**X. Adjournment**

# MILTON M

# STRATEGIC PLAN

## Mission Statement

The School District of Milton, in an active partnership with families and the community, will work to prepare our students for academic achievement and lifetime success – instilling in students the passion and drive to continue ‘learning for a lifetime’

## Vision Statement

Our vision is to prepare our students to become responsible, compassionate citizens empowered with the character, knowledge, and skills to make a difference in this world.



The logo for Milton features the word "MILTON" in a bold, white, sans-serif font above a large, white, stylized letter "M". The background is a vibrant, abstract composition of overlapping, colorful brushstrokes in shades of red, orange, yellow, green, blue, and purple, creating a dynamic and energetic feel.

**MILTON**

**M**

# BUILDING & GROUNDS HIGHLIGHTS

- ✓ Pavement Replacement - Consolidated
- ✓ Carpet Replacement - Northside
- ✓ Roof Replacement (Auditorium Sections) - High School
- ✓ Hallway/Locker Painting Projects - East and High School
- ✓ Door Hardware Replacement/Rekeying - High School
- ✓ Fire Door Replacement - High School
- ✓ Design and Construction Phase of Milton East's Parking Lot and Traffic Flow Project

# MILTON EAST ELEMENTARY PARKING LOT IMPROVEMENTS

BEFORE

AFTER



**MILTON**  
**M**

**MILTON**

**M**

# CURRICULUM AND INSTRUCTION

2015-16 YEAR IN REVIEW

Common Core,  
Aligned K-9  
Mathematics  
Curriculum

Focus on Balanced  
Literacy Framework  
(Guided Reading &  
Disciplinary Literacy)

Updated K-12  
Literacy Resources  
(Guided Reading  
Book Collections &  
PD Books)

Teacher  
Compensation Model  
and Professional  
Development Days

New State  
Standardized  
Assessments  
(Wisconsin Forward  
Exam for Gr. 3-8, 10)

New Literacy  
 Screener for  
Intermediate Level  
(Next Step in Guided  
Reading)

1:1 iGuide Training  
Conferences (SLATE  
and WEMTA)

eduCLIMBER  
Database for Student  
Assessment Data



**MILTON**

**M**

# CURRICULUM AND INSTRUCTION

2016-17

**Continued Common Core, Aligned K-9 Mathematics Curriculum**

**Focus on Balanced Literacy Framework (Guided Reading & Disciplinary Literacy)**

- ✓ K-6 Guided Reading Training with National Consultant
- ✓ New Next Step Guided Reading Assessment for Gr. 1-6
- ✓ New STAR Early Literacy Assessment for Gr. K-1
- ✓ New STAR Reading & Mathematics Decision Rules for Gr. 9-12

**Focus on Classroom Level Technology Integration:** Technology Integrators, iGuides, and 16 3-Day Sessions with Apple Professional Learning Specialists

**Further Adoption of Next Generation Science Standards and STEM Philosophies (Gr. K-12): Gr. K-3 Quarterly Science Units, Gr. 6-9 2nd Semester Pilot of New Integrated Approach to Science, Gr. 7-12 STEM Instructional Strategies and Processes**

**Improvements to Title I Programming:** Introduction of New Supplemental Resources at EES, WES, NIS, and MMS; Leveled Literacy Intervention (LLI) Training for all Certified and Paraprofessional Staff working with Tier 2-3 Title I Intervention Students; Introduction of Two K-3 Literacy Coaches at EES and WES; Possible Introduction of Before School/After School Interventions at NIS and MMS

**Introduction of the Components of the Academic and Career Plan: Financial Literacy & Employability Course, New English Essays, Career Cruising Curriculum**

**New PRISM and ELL Resources: PRISM Pull-Out Curriculum Updates and ELL Culturally Responsive Classroom Book Sets**

**MILTON**

**M**

# STUDENT SERVICES

2015-16

- ✓ Collaborative Communication Council
- ✓ Mental Health Grant (MS/West)
- ✓ Family and Community Team
- ✓ Counseling Model Alignment at the Elementary Level
- ✓ District-wide Alignment of Services for Intellectual Disabilities

2016-17

- ✓ Expanded Specialized Instruction (MHS)
- ✓ Pilot Co-Teaching (MHS)
- ✓ Expand Co-Teaching (MMS)
- ✓ Specially Designed Instruction Focus (EC - 6)
- ✓ Targeted Refinement of De-escalation
- ✓ Piloted RDA IEP (Reading Drives Instruction) and implementing fully
- ✓ Focus on Universal support emotional/behavioral/social - Trauma sensitive training
- ✓ Expanded Alternative Communication Systems
- ✓ Assistive Technology Support

The logo for Milton M features the word "MILTON" in a bold, white, sans-serif font at the top, and a large, white, stylized letter "M" below it. The background is a vibrant, abstract composition of overlapping, colorful brushstrokes in shades of red, orange, yellow, green, blue, and purple, creating a dynamic and energetic feel.

**MILTON**

**M**

### **BUDGET REPORTING**

Accounts used in school district budgeting and financial reporting are designated by the Department of Public Instruction. A uniform accounting system is important for the facilitation of reporting, auditing, data processing, inter-district comparisons, and financial accounting for cooperative programs. A complete list of allowable account codes and account code explanations are available for review on the website at: [http://dpi.state.wi.us/sfs/pdf/wufar\\_final.pdf](http://dpi.state.wi.us/sfs/pdf/wufar_final.pdf).

### **FUND ACCOUNTING**

Financial administration requires that each transaction be identified for administrative and accounting purposes. The first identification is by fund which is an independent fiscal and accounting entity, requiring its own set of books, in accordance with special regulations, restrictions, and limitations that earmark each fund for a specific activity or for attaining certain objectives. Each fund must be so accounted for that the identity of its resources and obligations and its revenues and expenditures is continually maintained.

All funds used by Wisconsin school districts must be classified into one of nine fund types. The major fund types are the General Fund, Special Projects Fund, Debt Service Fund, Capital Projects Fund, Food Service Fund, Agency (Pupil Activity) Fund, Fiduciary Fund, Community Service Fund, and Package and Cooperative Program Fund.

### **BASIS OF ACCOUNTING**

The basis of accounting refers to the point in time when revenues, expenditures or expenses and the related assets and liabilities are recognized in the accounts and reported in the financial statements. In other words, the basis of accounting determines the timing with which the accounting system recognizes transactions.

Governmental funds, expendable trust funds, and agency funds use the modified accrual basis of accounting. Under the modified accrual basis of accounting, revenues are recognized when they become both measurable and available (susceptible to accrual). Measurable means the amount of the transaction can be determined and available means collectible within the current period or soon enough thereafter to pay liabilities of the current period. State general and categorical aids, federal impact aid, and other entitlements are recognized as revenue at the time for receipt or earlier if the susceptible to accrual criteria are met. Expenditure-driven programs currently reimbursable are recognized as revenue when the qualifying expenditures have been incurred.

Expenditures are generally recognized under the modified accrual basis of accounting when the related fund liability is incurred. Employee services and payroll-related costs (employee health, life, disability insurance, FICA, Medicare, Wisconsin Retirement System contributions, annuities) other than compensated absences, termination, and other post-employment benefits are recognized in the fiscal period when incurred.

The following tables provide actual audited results for the 2014-15 school year, unaudited actuals for 2015-16, and the proposed budget for 2016-17. The budget reported for 2016-17 was reviewed and approved for publication by the Board of Education on August 29, 2016. The detail of the budget can be viewed at the District Offices by contacting the Director of Business Services.

# MILTON

# M

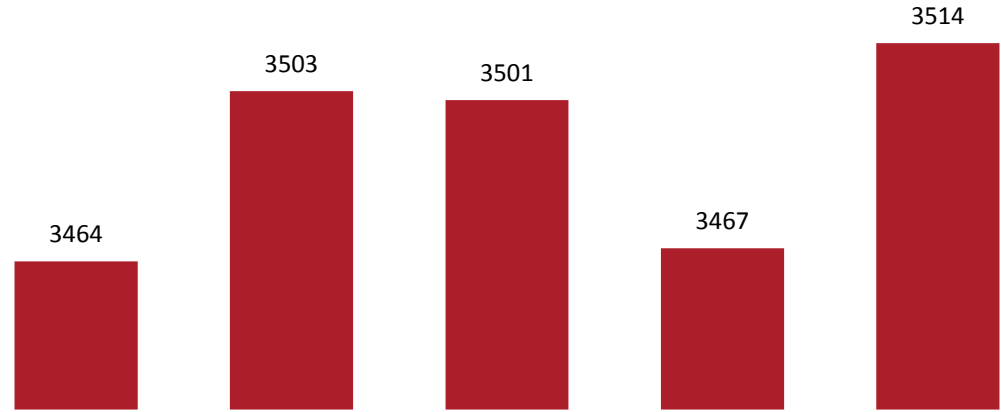
DISTRICT:	Milton	Milton	3612	
<b>DPI DATA AS OF 7/12/2016 9:45 AM-District 8-19-2016</b>				
<b>Line 1 Amount may Not Exceed Line 11 - (Line 7B+Line 10) of Final 15-16 Revenue Limit</b>				
2015-16 General Aid Certification (15-16 Line 12A, src 621)	+	19,622,196		
2015-16 Computer Aid Received (15-16 Line 17, Src 691)	+	25,940		
2015-16 Hi Pov Aid (15-16 Line 12B, Src 628)	+	0		
2015-16 Fnd 10 Levy Cert (15-16 Line 18, Levy 10 Src 211)	+	12,273,324		
2015-16 Fnd 38 Levy Cert (15-16 Line 14B, Levy 38 Src 211)	+	173,655		
2015-16 Fnd 41 Levy Cert (15-16 Line 14C, Levy 41 Src 211)	+	0		
2015-16 Aid Penalty for Over Levy (15-16 FINAL Rev Limit Wksl)	-	0		
2015-16 Total Levy for All Levied Non-Recurring Exemptions*	-	75,504		
<b>*NET 2016-17 Base Revenue Built from 15-16 Data (Line 1) =</b>		<b>32,019,611</b>		
*For 2015-16 Non-Recurring Exemptions Levy Amount, enter actual amount for which district levied; (7B Hold Harmless, Non-Recurring Referenda, Declining Enrollment, Energy Efficiency Exemption, Refunded/Rescinded Taxes, Prior Year Open Enrollment Pupils, Reduction for Ineligible Fund 80 Expenditures, Environmental Remediation, Adjustment for New choice Pupils in 2015-16)				
<b>September &amp; Summer FTE Membership Averages</b>				
Count Ch. 220 Inter-District Resident Transfer Pupils @ 75%.				
<b>Line 2: Base Avg:</b> (13+.4ss)+(14+.4ss)+(15+.4ss) / 3 =			<b>3,448</b>	
		<b>2013</b>	<b>2014</b>	<b>2015</b>
Summer fte:		80	74	88
% (40,40,40)		32	30	35
Sept fte:		3,423	3,393	3,432
Total fte		3,455	3,423	3,467
<b>Line 6: Curr Avg:</b> (14+.4ss)+(15+.4ss)+(16+.4ss) / 3 =				<b>3,452</b>
		<b>2014</b>	<b>2015</b>	<b>2016</b>
Summer fte:		74	88	88
% (40,40,40)		30	35	35
Sept fte:		3,393	3,432	3,432
Total fte		3,423	3,467	3,467
<b>Line 10B: Declining Enrollment Exemption =</b>				
Average FTE Loss (Line 2 - Line 6, if > 0)				
X 1.00 =				
<b>X (Line 5, Maximum 2016-2017 Revenue per Memb) =</b>				
<b>Non-Recurring Exemption Amount:</b>				
<b>Line 17: State Aid for Exempt Computers =</b>				<b>23,787</b>
<b>Line 17 = A X (Line 16 / C) (to 8 decimals)</b>				Round to Dollar
<b>2016 Property Values (estimate until Oct '16 values are available)</b>				
A. 2016 Exempt Computer Property Valuation	Required			3,165,000
B. 2016 TIF-Out Tax Apportionment Equalized Valuation				1,653,066,569
C. 2016 TIF-Out Value plus Exempt Computers (A + B)				1,656,231,569
<i>Computer aid replaces a portion of proposed Fund 10 Levy</i>				
Src 691 = Computer Value X (Proposed Levy / (TIF-Out Val + Computer Value))				
CELL COLOR KEY: Auto-Calc		DPI Data	District-Entered	
<b>Districts are responsible for the integrity of their revenue limit data &amp; computation. Data appearing here reflects information submitted to DPI and is unaudited.</b>				

<b>2016-2017 Revenue Limit Worksheet</b>			
1. 2015-16 Base Revenue (Funds 10, 38, 41)	(from left)		32,019,611
2. Base Sept Membership Avg (13+.4ss, 14+.4ss, 15+.4ss/3)	(from left)		3,448
3. 2015-16 Base Revenue Per Member (Ln 1 / Ln2)	(with cents)		9,286.43
4. 2016-17 Per Member Change (A+B+C)			0.00
A. Allowed Per-Member Change		0.00	
B. Low Rev Incr ((9,100 - (3 + 4A))-4C) <b>Not &lt; 0</b>		0	
C. Low Rev Dist in CCDEB (Enter DPI Adjustment)			
5. 2016-17 Maximum Revenue / Member (Ln 3 + Ln 4)			9,286.43
6. Current Membership Avg (14+.4ss, 15+.4ss, 16+.4ss/3)	(from left)		3,452
7. 2016-17 Rev Limit, No Exemptions (Ln7A + Ln 7B)	(rounded)		32,056,756
A. Max Rev/Memb x Cur Memb Avg (Ln 5 x Ln 6)		32,056,756	
B. Hold Harmless Non-Recurring Exemption		0	
8. Total 2016-17 Recurring Exemptions (A+B+C+D+E)	(rounded)		0
A. Prior Year Carryover		0	
B. Transfer of Service			
C. Transfer of Territory/Other Reorg (if negative, include sign)			
D. Federal Impact Aid Loss (2014-15 to 2015-16)			
E. Recurring Referenda to Exceed (If 2016-17 is first year)		0	
9. 2016-17 Limit with Recurring Exemptions (Ln 7 + Ln 8)			32,056,756
10. Total 2016-17 Non-Recurring Exemptions (A+B+C+D+E+F+G+H)			6,268
A. Non-Recurring Referenda to Exceed 2016-17 Limit		0	
B. Declining Enrollment Exemption for 2016-17 (from left)			
C. Energy Efficiency Net Exemption for 2016-17 (see pg 4 for details)		0	
D. Adjustment for Refunded or Rescinded Taxes, 2016-17		6,268	
E. Prior Year Open Enrollment (unaccounted pupil[s])			
F. Reduction for Ineligible Fund 80 Expenditures (enter as negative)			
G. Environmental Remediation Exemption			
H. Private School Voucher Aid Deduction per 2015 Act 622			
11. 2016-17 Revenue Limit With All Exemptions (Ln 9 + Ln 10)			32,063,024
12. Total Aid to be Used in Computation (12A + 12B)			20,196,989
A. <b>JULY 1 General Aid ESTIMATE</b>		20,196,989	
B. State Aid to High Poverty Districts (not all districts)		0	
THIS IS THE JULY 1 ESTIMATE OF GENERAL AID. REMEMBER TO REPLACE WITH THE OCT 15 RESULT.			
13. Allowable Limited Revenue: (Line 11 - Line 12)			11,866,035
(10, 38, 41 Levies + Src 691. Src 691 is DOR Computer Aid.)			
14. Total Limited Revenue To Be Used (A+B+C)	Not > line 13		11,866,035
<b>Entries Required Below: Enter amnts needed by purpose and fund:</b>			
A. Gen Operations: Fnd 10 including Src 211 & Src 691		11,694,760	(Proposed Fund 10)
B. Non-Referendum Debt (inside limit) Fnd 38 Src 211		171,275	(to Budget Rpt)
C. Capital Exp, Annual Meeting Approved: Fnd 41 Src 211			(to Budget Rpt)
15. Total Revenue from Other Levies (A+B+C+D)			581,679
A. Referendum Apprvd Debt (Non Fund 38 Debt-Src 211)		396,105	
B. Community Services (Fnd 80 Src 211)		179,254	(to Budget Rpt)
C. Prior Year Levy Chargeback for Uncollectible Taxes (Src 212)		6,320	(to Budget Rpt)
D. Other Levy Revenue - Milwaukee & Kenosha Only			(to Budget Rpt)
16. Total Levy + Src 691, "Proposed Levy" (Ln 14 + Ln 15)			12,447,714
17. Est Src 691 (Comp Aid) Based on Ln 16 & Values Entered			23,787
18. Fnd 10 Src 211 (Ln 14A-Ln 17), 2016-17 Budget			11,670,973
<b>Line 18 (not 14A) is the Fund 10 Levy certified by the Board.</b>			
19. Total Fall, 2016 All Fund Tax Levy (14B + 14C + 15 + 18)			12,423,927
Line 19 is the total levy to be apportioned in the PI-401.	Levy Rate =		0.00751568

# MILTON

# M

## ENROLLMENT HISTORY

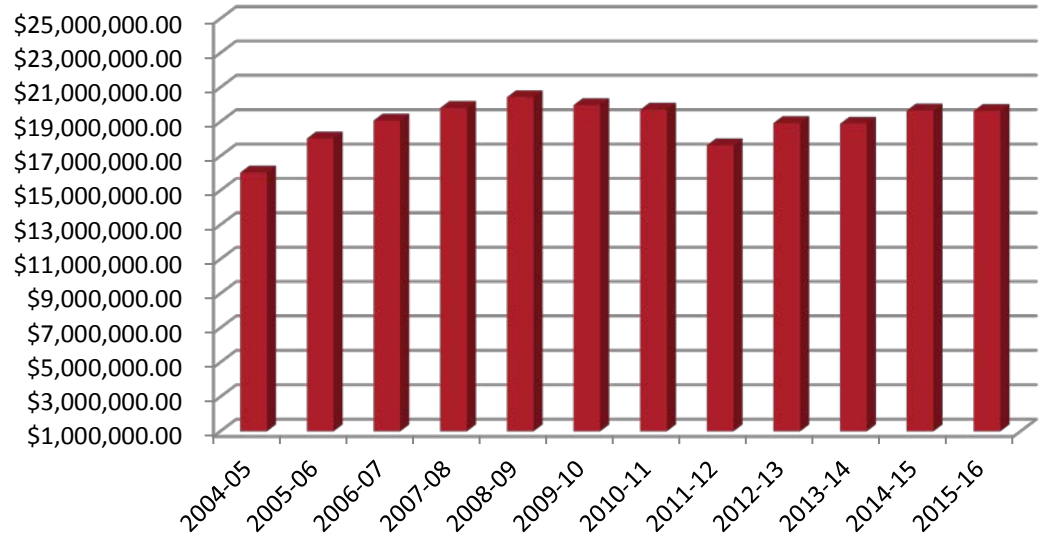


Grade	2011-12	2012-13	2013-14	2014-15	2015-16
3ECH	10	13	11	13	12
4PK	193	169	185	172	190
K	224	243	189	216	212
1	223	231	245	194	217
2	243	231	230	252	206
3	290	253	232	231	256
4	251	296	256	233	248
5	254	251	295	257	243
6	258	259	257	294	268
7	239	269	274	266	303
8	224	241	272	272	267
9	266	241	262	285	289
10	268	265	252	261	292
11	260	274	265	249	260
12	261	267	276	272	251
TOTAL	3464	3503	3501	3467	3514
	+142	+39	-2	-34	+47

# MILTON M

## SCHOOL DISTRICT OF MILTON EQUALIZATION AID

Changes in the amount of equalized aid directly affect the local tax levy. Reductions to school aid began in 2009-10. The amount of Equalization Aid received by the state has not yet returned to the 2008-09 levels of funding.



## SCHOOL DISTRICT OF MILTON MUNICIPALITIES

	TIDOUT Equalized Valuation	TIDOUT % To Total
Janesville (City)	506,659,764.00	31.72
Milton (City)	328,056,600.00	20.54
Harmony (Township)	226,763,239.00	14.20
Milton (Township)	213,196,008.00	13.35
Janesville (Township)	146,124,371.00	9.15
Fulton (Township)	72,177,982.00	4.52
Johnstown (Township)	58,015,226.00	3.63
Lima (Township)	24,065,379.00	1.51
Koshkonong (Township)	22,107,198.00	1.38
<b>TOTAL for 9 Municipalities</b>	<b>1,597,165,767.00</b>	<b>100.00</b>

# MILTON

# M

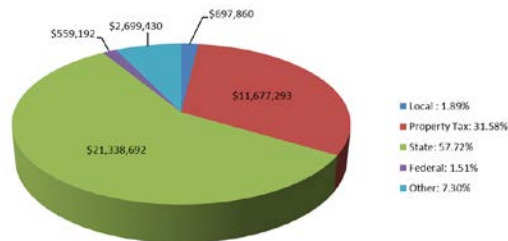
## FUND 10 GENERAL FUND

The general fund is used to account for all financial transactions relating to current operations, except for those required to be accounted for in other funds.

GENERAL FUND	Audited 2014-15	Unaudited 2015-16	Budget 2016-17
Beginning Fund Balance	7,881,796.26	7,925,171.30	7,414,147.44
Ending Fund Balance	7,925,171.30	7,414,147.44	5,331,548.44
<b>REVENUES &amp; OTHER FINANCING SOURCES</b>			
Transfers-In (Source 100)	0.00	0.00	0.00
Local Sources (Source 200)	12,936,278.21	12,939,731.33	12,375,153.00
Inter-district Payments (Source 300 + 400)	1,457,063.12	1,623,389.14	1,871,751.00
Intermediate Sources (Source 500)	1,703.65	2,640.51	6,260.00
State Sources (Source 600)	20,432,964.88	20,436,479.81	21,338,692.00
Federal Sources (Source 700)	525,078.96	483,127.90	559,192.00
All Other Sources (Source 800 + 900)	103,051.56	3,029,274.24	821,419.00
<b>TOTAL REVENUES &amp; OTHER FINANCING SOURCES</b>	<b>35,456,140.38</b>	<b>38,514,642.93</b>	<b>36,972,467.00</b>
<b>EXPENDITURES &amp; OTHER FINANCING USES</b>			
Instruction (Function 100 000)	17,490,169.10	20,453,658.34	18,639,546.00
Support Services (Function 200 000)	12,335,451.77	12,915,947.55	14,372,958.00
Non-Program Transactions (Function 400 000)	5,587,144.47	5,656,060.90	6,042,562.00
<b>TOTAL EXPENDITURES &amp; OTHER FINANCING USES</b>	<b>35,412,765.34</b>	<b>39,025,666.79</b>	<b>39,055,066.00</b>

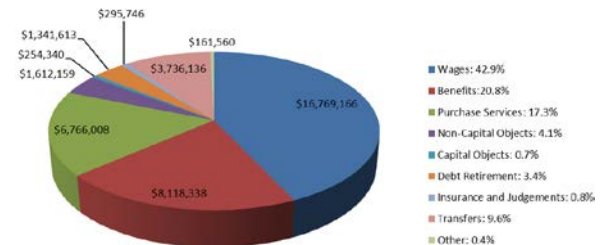
### 2016-2017 Budget Fund 10 Revenue

Total Revenue: \$36,972,467



### 2016-2017 Budget Fund 10 Expenses

Total Expenses: \$39,055,066



The logo for Milton features the word "MILTON" in a bold, white, sans-serif font at the top. Below it is a large, white, stylized letter "M". The background is a vibrant, abstract composition of overlapping, colorful brushstrokes in shades of orange, red, purple, blue, and green, creating a dynamic and energetic feel.

**MILTON**

**M**

## SPECIAL PROJECTS FUNDS

Special projects funds reported below include combined budgets for both the Gift Fund and Special Education Fund.

### FUND 21 SPECIAL REVENUE TRUST FUND

This fund is used to account for trust funds that can be used for district operations. The source of such funds is gifts and donations from private parties. Cash and investments in this fund are expended pursuant to donor specifications. There may be a fund balance in this fund.

### FUND 27 SPECIAL EDUCATION FUND

The fund is used to account for the excess cost of providing special education and related services for students with disabilities during the regular school year or extended school year. Also included are charges for services provided to other districts as a result of being a host district for a special education package or cooperative program. School Age Parent costs are also charged to this Fund. No fund balance or deficit can exist in this fund.

<b>SPECIAL PROJECTS FUND</b>	<b>Audited 2014-15</b>	<b>Unaudited 2015-16</b>	<b>Budget 2016-17</b>
Beginning Fund Balance	32,968.11	33,304.49	36,375.54
Ending Fund Balance	33,304.49	36,375.54	36,460.54
<b>TOTAL REVENUES &amp; OTHER FINANCING SOURCES</b>	<b>4,818,939.17</b>	<b>4,906,290.65</b>	<b>5,535,828.00</b>
<b>TOTAL EXPENDITURES &amp; OTHER FINANCING USES</b>	<b>4,818,602.79</b>	<b>4,903,219.60</b>	<b>5,535,743.00</b>





**MILTON**

**M**

## DEBT SERVICE FUNDS

These funds are used for recording transactions related to repayment of the following general obligation debt: promissory notes (issued per statute 67.12(12)) and bonds. Debt tax levies must be recorded in these funds. The resources in these funds may not be used for any other purpose as long as a related debt remains. Fund 38 is required to be used to report transactions pertaining to non-referendum debt authorized after August 12, 1993.

The outstanding debt at the beginning of 2015-16 was \$1,685,000. Outstanding debt at year end is \$1,060,000.

### FUND 38 NON-REFERENDUM DEBT SERVICE FUND

This fund is used to account for transactions for the repayment of debt issues that were either not authorized by school board resolution before August 12, 1993, or incurred without referendum approval after that date. A fund balance may exist in this fund. Sections 67.05(6a)(b) and 67.12(12)(e)(2g) of the Wisconsin Statutes provides authority for school districts to borrow up to \$1,000,000 without elector approval. The specific limit for each school district is the lesser of \$1,000,000 or a calculated amount which uses statewide value and membership data. The final payment of non-referendum debt will be made in March 1, 2017.

### FUND 39 REFERENDUM APPROVED DEBT SERVICE FUNDS

This fund is used to account for transactions for the repayment of debt issues that were either: authorized by school board resolution before August 12, 1993, or approved by referendum. The district may account for in such referendum approved debt service transactions in Funds 31, 32, 33, 34, 36, 37 (which are not presently assigned by DPI for reporting purposes) and/or Fund 39. If the district uses funds other than Fund 39, the district must combine and report these funds as Fund 39. A fund balance may exist in this fund.

DEBT SERVICE FUND	Audited 2014-15	Unaudited 2015-16	Budget 2016-17
Beginning Fund Balance	56,090.98	53,780.15	51,789.98
Ending Fund Balance	53,780.15	51,789.98	49,424.98
<b>TOTAL REVENUES &amp; OTHER FINANCING SOURCES</b>	<b>802,564.17</b>	<b>637,969.83</b>	<b>567,655.00</b>
<b>TOTAL EXPENDITURES &amp; OTHER FINANCING USES</b>	<b>804,875.00</b>	<b>639,960.00</b>	<b>570,020.00</b>

DEBT SERVICE SCHEDULE	Issue Date	Maturity Date	Fund #	Balance as of 7-1-2016
Harmony Elementary School Expansion & refunding of bonds (HS)	2004	3/1/2019	39	\$890,000
Tax-Exempt General Obligation Bonds \$2,705,000 with HS 2013 refinancing				
Purchase of Daland Fine Arts Building	2011	3/1/2017	38	\$170,000
<b>TOTAL OUTSTANDING PRINCIPAL</b>				<b>\$1,060,000</b>
The School District of Milton has a legal long term debt limit of \$163,913,047. July 1, 2016 long term debt outstanding of \$1,060,000 is .65% of the legal limit, down from 1.06% in 2015-16.				

The logo for Milton features the word "MILTON" in a bold, white, sans-serif font at the top. Below it is a large, white, stylized letter "M". The background is a vibrant, abstract collage of colors including red, orange, yellow, green, blue, and purple, with various brushstroke-like patterns and shapes.

**MILTON**

**M**

## FUND 40 CAPITAL PROJECTS FUND

These funds are used to account for expenditures financed through the use of bonds, promissory notes issued per statute 67.12(12), state trust fund loans, land contracts, an expansion fund tax levy established per statute 120.10(10m) or projects funded with a TIF capital improvement levy (Kenosha School District only). As permitted a capital project fund may also be used to record capital lease transactions involving a "letter of credit" or where use of the lease proceeds extends beyond the fiscal year end.

<b>CAPITAL PROJECTS FUND</b>	<b>Audited 2014-15</b>	<b>Unaudited 2015-16</b>	<b>Budget 2016-17</b>
Beginning Fund Balance	0.00	0.00	0.00
Ending Fund Balance	0.00	0.00	0.00
<b>TOTAL REVENUES &amp; OTHER FINANCING SOURCES</b>	<b>0.00</b>	<b>0.00</b>	<b>0.00</b>
<b>TOTAL EXPENDITURES &amp; OTHER FINANCING USES</b>	<b>0.00</b>	<b>0.00</b>	<b>0.00</b>

## FUND 50 FOOD SERVICE FUND

All revenues and expenditures related to pupil and elderly food service activities are recorded in this fund. A fund balance in the Food Service Fund is permitted. There may be no deficit in the Food Service Fund. Any food service fund deficit, resulting from student food services, must be eliminated by an operating transfer from the General Fund.

<b>FOOD SERVICE FUND</b>	<b>Audited 2014-15</b>	<b>Unaudited 2015-16</b>	<b>Budget 2016-17</b>
Beginning Fund Balance	53,890.45	101,587.72	80,026.37
Ending Fund Balance	101,587.72	80,026.37	48,276.37
<b>TOTAL REVENUES &amp; OTHER FINANCING SOURCES</b>	<b>1,150,249.22</b>	<b>1,108,926.44</b>	<b>1,122,570.00</b>
<b>TOTAL EXPENDITURES &amp; OTHER FINANCING USES</b>	<b>1,102,551.95</b>	<b>1,130,487.79</b>	<b>1,154,320.00</b>

The logo for Milton, featuring the word "MILTON" in a white, bold, sans-serif font above a large, white, stylized letter "M". The background is a vibrant, abstract collage of colorful brushstrokes in shades of red, orange, yellow, green, and blue.The logo for Milton, featuring the word "MILTON" in a white, bold, sans-serif font above a large, white, stylized letter "M". The background is a vibrant, abstract collage of colorful brushstrokes in shades of red, orange, yellow, green, and blue.

## FUND 73 EMPLOYEE BENEFIT TRUST FUND

This fund is used to account for resources held in trust for formally established defined benefit pension plans, defined contribution plans, or employee benefit plans. Such plans must be legally established in accordance with state statutes, federal laws and Internal Revenue Service requirements. Specific requirements for use of this fund have been established by the Department of Public Instruction. This fund applies to all post-employment benefit plans where the district is providing such benefits by contribution to a legally established irrevocable trust.

EMPLOYEE BENEFIT TRUST FUND	Audited 2014-15	Unaudited 2015-16	Budget 2016-17
Beginning Fund Balance	2,016,490.06	2,002,551.91	2,089,069.45
Ending Fund Balance	2,002,551.91	2,089,069.45	2,217,869.45
<b>TOTAL REVENUES &amp; OTHER FINANCING SOURCES</b>	<b>1,159,737.47</b>	<b>1,121,649.58</b>	<b>1,005,010.00</b>
<b>TOTAL EXPENDITURES &amp; OTHER FINANCING USES</b>	<b>1,173,675.62</b>	<b>1,035,132.04</b>	<b>876,210.00</b>

## FUND 80 COMMUNITY SERVICE FUND

This fund is used to account for activities such as adult education, community recreation programs such as evening swimming pool operation and softball leagues, elderly food service programs, non-special education preschool, day care services, and other programs which are not elementary and secondary educational programs but have the primary function of serving the community. Actual, additional expenditures for these activities, includes salaries, benefits, travel, purchased services, etc. are to be included in this Fund to the extent feasible. The district may adopt a separate tax levy for this Fund.

The School District of Milton utilizes our Community Service Fund to support numerous activities for the greater good of our school community. In 2011-'12 our Milton Recreation Department (MRec) was established to operate summer baseball/softball, swimming, and other programs for all ages. Costs for umpires, transportation, equipment, t-shirts and caps are paid through Fund 80. Collected fees for the programs are receipted back to Fund 80. Lifeguard costs are housed within Fund 80 for swimming lessons, open swim, and pool parties with program fees receipted back to Fund 80. A portion of the operating expenses for Schilberg Park, including wages/fringes, utilities, and materials and supplies are included in Fund 80. Fees collected for the park usage by residents and non-residents are receipted back to Fund 80. We expense a portion of staffing costs to Fund 80 for administration and supervision of MREC and facilities rental. We budget funds to support the Milton Area Youth Center and YMCA of Northern Rock County in Fund 80. In addition to the funds received from program fees, the tax levy supports the costs of Fund 80.

COMMUNITY SERVICE FUND	Audited 2014-15	Unaudited 2015-16	Budget 2016-17
Beginning Fund Balance	116,148.51	120,545.36	98,861.74
Ending Fund Balance	120,545.36	98,861.74	77,339.74
<b>TOTAL REVENUES &amp; OTHER FINANCING SOURCES</b>	<b>261,857.53</b>	<b>262,660.57</b>	<b>267,953.00</b>
<b>TOTAL EXPENDITURES &amp; OTHER FINANCING USES</b>	<b>257,460.68</b>	<b>284,344.19</b>	<b>289,475.00</b>

The logo for Milton features the word "MILTON" in a bold, white, sans-serif font above a large, white, stylized letter "M". The background is a vibrant, abstract composition of overlapping, colorful brushstrokes in shades of orange, red, purple, blue, and green, creating a dynamic and energetic feel.

**MILTON**

**M**

## **FUND 99 COOPERATIVE PROGRAMS FUND**

These funds are used to account for activities in which a district acts as fiscal agent for combined programs and activities. Costs of services are generally shared on a pro-rated basis depending on participation. MECAS, our alternative high school, is operated through Fund 99. Milton is fiscal agent and Clinton and Edgerton school districts are part of the consortium.

<b>COOPERATIVE PROGRAM FUND</b>	<b>Audited 2014-15</b>	<b>Unaudited 2015-16</b>	<b>Budget 2016-17</b>
Beginning Fund Balance	0.00	0.00	0.00
Ending Fund Balance	0.00	0.00	0.00
<b>TOTAL REVENUES &amp; OTHER FINANCING SOURCES</b>	<b>223,334.95</b>	<b>247,634.16</b>	<b>273,497.00</b>
<b>TOTAL EXPENDITURES &amp; OTHER FINANCING USES</b>	<b>223,334.95</b>	<b>247,634.16</b>	<b>273,497.00</b>

The logo for Milton, featuring the word "MILTON" in a bold, white, sans-serif font above a large, white, stylized letter "M". The background is a vibrant, abstract collage of colorful brushstrokes in shades of red, orange, yellow, green, and blue.

**MILTON**

**M**

## 2016-17 PROPOSED BUDGET SUMMARY

The following table compares audited results from 2014-15 fiscal year as well as unaudited 2015-16 actuals and the preliminary budget for 2016-17. The proposed budget for 2016-17 is approximately .17% more than the prior year. The proposed tax levy for 2016-17 is approximately 5.09% less than 2015-16. The final levy will be determined after enrollment, equalized aid, and property values are known in October.

### TOTAL EXPENDITURES AND OTHER FINANCING ISSUES

<b>ALL FUNDS</b>	<b>Audited 2014-15</b>	<b>Unaudited 2015-16</b>	<b>Budget 2016-17</b>
GROSS TOTAL EXPENDITURES -- ALL FUNDS	43,793,266.33	47,266,444.57	47,754,331.00
Interfund Transfers (Source 100) - ALL FUNDS	3,287,304.08	3,324,400.17	3,736,136.00
Refinancing Expenditures (FUND 30)	0.00	0.00	0.00
<b>NET TOTAL EXPENDITURES -- ALL FUNDS</b>	<b>40,505,962.25</b>	<b>43,942,044.40</b>	<b>44,018,195.00</b>
<b>% INCREASE -- NET TOTAL FUND EXPENDITURES FROM PRIOR YEAR</b>		<b>8.48%</b>	<b>0.17%</b>

<b>FUND</b>	<b>Audited 2014-15</b>	<b>Unaudited 2015-16</b>	<b>Budget 2016-17</b>
General Fund	12,230,716.00	12,273,324.00	11,677,292.75
Referendum Debt Service Fund	631,750.00	463,835.00	396,105.00
Non-Referendum Debt Service Fund	170,668.00	173,655.00	171,275.00
Capital Expansion Fund	0.00	0.00	0.00
Community Service Fund	179,254.00	179,254.00	179,254.00
<b>TOTAL SCHOOL LEVY</b>	<b>13,212,388.00</b>	<b>13,090,068.00</b>	<b>12,423,926.75</b>
<b>% INCREASE -- TOTAL LEVY FROM PRIOR YEAR</b>		<b>-0.93%</b>	<b>-5.09%</b>

The logo for Milton, featuring the word "MILTON" in a bold, white, sans-serif font above a large, white, stylized letter "M". The background is a vibrant, abstract collage of colorful brushstrokes in shades of red, orange, yellow, green, and blue.

**MILTON**

**M**

## TAX LEVY EXPLANATION

The school district tax levy is made up of several components. These include:

- Amount of operational dollars needed-General Fund , Capital Projects, Community Service levies
- Amount of debt service tax dollars needed-Debt Service Fund levy
- Equalized value of property in the school district
- Mill (tax) rate

The tax levy is the total amount of property taxes levied or assessed to municipalities in our school district to fund school operations. The maximum tax levy amount, other than referendum-approved long-term debt or long-term debt incurred prior to 1993, is determined through the state's revenue cap (limit) formula. Taxpayer approval, through the referendum process, is required if a school district wants to exceed the revenue limit. The tax levy approved at the Annual Meeting will be adjusted by the Board of Education in October when student enrollment has been determined (September 3rd Friday count) and the Department of Public Instruction (DPI) has certified the district's state equalization aid amount for the 2015-2016 fiscal year which is received in 2016-2017.

Equalized valuation is the fair market value of all properties within a school district as determined by the Wisconsin Department of Revenue. The Wisconsin Department of Revenue uses property sales information to determine a municipality's equalized "fair market" valuation. This information is reported to the school district in October of each year. The school district distributes the certified (approved) tax levy among the municipalities according to the proportion of equalized value each municipality has in comparison to the total equalized value of the school district. Each municipal treasurer distributes this levy among the various residents based on the assessed value of the property within the municipality. Five year history of tax levy distribution by municipality is provided.

Equalized valuation plays a very important role in determining the school mill (tax) rate. For purposes of budget projections, the school district must estimate the equalized value (\$1,653,066,569 is used for the 2016-17 fiscal mill rate estimate reflecting 3.5% growth). In October, the actual certified equalized values of all municipalities within the school district are reported by the Department of Revenue. The district then calculates the actual mill (tax) rate per thousand dollars of equalized valuation. Property values declined in each of the three preceding fiscal years. To calculate the school mill (tax) rate, the district uses the tax levy certified (approved) by the School Board in October and divides that amount by the total equalized value of the school district. The mill rate is defined as the rate one thousand dollars of equalized valuation will raise in property taxes. Property owners in a municipality having more than one school district, fire district, or other governmental entity may find that mill rates vary within the municipality. Property owners may realize different changes (typically increases) in their property assessments depending upon conditions within their community and surrounding communities.

The Board is proposing a total tax levy of \$12,423,927 to fund the 2016-17 budget. To determine the rate per thousand, the district divides \$ 12,423,927 by the estimated equalized value of the district, \$ 1,653,066,569. This produces a projected mill (tax) rate of \$7.52. Since the district does not receive the official (certified) equalized valuation until October 15, 2016, the property taxpayer in the School District of Milton may realize a change in the estimated 2016-17 mill rate. For example, if the tax levy remains the same as approved, but the total equalized valuation decreases from the estimate used, the mill rate would increase. If the total equalized valuation increases from the estimate used, the mill rate would decrease. The Board is required to make any adjustments, if needed, to the levy on or before November 1, 2016. The final determination of state aid will also modify the estimated mill rate.



**MILTON**

**M**

## **TAX LEVY RECOMMENDATION**

Adjustments may be approved by the Board of Education at a later date. The third Friday student count used for the Revenue Limit, was September 16, 2016. The official student count is currently being finalized. The Department of Revenue on or about October 1, 2016 certifies the fall property valuations. The Department of Public Instruction on October 15, 2016 certifies the 2016-2017 Equalized State Aid.

By Statute final adjustments can be made by the Board of Education until November 1, 2016.

### **Tax levy recommendation is...**

The District levy a tax of \$11,670,973 for current school operations, \$6,320 for prior year levy chargebacks, \$396,105 for referendum debt, \$171,275 for non-referendum debt, and \$179,254 for Community Services, for a total All Fund Tax Levy of \$12,423,927.

# MILTON M

# School District of Milton REFERENDUM NOVEMBER 8<sup>TH</sup>

## WHY GO TO REFERENDUM?

After years of extensive community input, School Board review, evaluation of alternatives and analysis by professional experts, the School District of Milton has designed a **long-term solution**. This solution will **positively impact all students in the District**, address our **learning and community needs**, and will be **financially responsible to the tax payers**. On November 8<sup>th</sup>, residents will have an opportunity to vote on a solution that would address the following instructional and facilities needs:



Milton West Pre K-2  
Milton East Pre K-2  
Consolidated Pre K-2  
Harmony Pre K-2  
Northside Intermediate 3-5  
Middle School 6-8  
High School 9-12  
Our Community

### MAINTAIN & IMPROVE EDUCATIONAL PROGRAMMING

Maintain/reduce class sizes	•	•	•	•	•	•	•
Recruit/retain high quality teachers	•	•	•	•	•	•	•
Maintain/improve curricular and co-curricular programming	•	•	•	•	•	•	•
Grade reconfiguration to align with best curricular practices	•	•	•	•	•	•	•

### ADDRESS AGING BUILDINGS & INFRASTRUCTURE

Miscellaneous exterior building repair	•	•	•	•	•	•	•
Replace flooring and carpeting (gym floor at West and East)	•	•	•	•	•	•	•
Learning environments better suited for current programming	•	•	•	•	•	•	•

### IMPROVE SAFETY & ACCESSIBILITY

Replace fire alarm system	•	•	•	•	•	•	•
Handicap-accessible restrooms	•	•	•	•	•	•	•
Railing upgrades	•	•	•	•	•	•	•
Remove students from basement classrooms at Milton	•	•	•	•	•	•	•

### IMPROVE LEARNING AND COMMUNITY SPACES

Reduce overcrowding	•	•	•	•	•	•	•
Add, renovate and/or furnish flexible learning spaces	•	•	•	•	•	•	•
Replace 52-year-old pool with new handicap accessible, 8 lane community pool	•	•	•	•	•	•	•

## WHAT IS THE ESTIMATED TAX IMPACT?

The total cost of the proposed district-wide solutions in all schools is \$87 million. The operational request is to exceed state-imposed revenue limits by \$2.5 million dollars annually. The total cost impact is phased in over a two-year, two tax bill period, which allows residents to more slowly and more incrementally adjust to the tax increases.

PROPERTY VALUE	QUESTION 1 2016-2017		QUESTION 2 2017-2018		TOTAL COST	
	PER YEAR	PER MONTH	PER YEAR	PER MONTH	PER YEAR	PER MONTH
\$100,000	\$124	\$10.33	\$177	\$14.75	\$301	\$25.08
\$150,000	\$186	\$15.50	\$266	\$22.16	\$452	\$37.66

**NOTES**

Tax bill issued in 2016 may be paid in 2016 or 2017. 5-year levy

Tax bill issued in 2017 may be paid in 2017 or 2018. 20-year bond

**WHAT IS MY TAX IMPACT?**  
To find out your estimated tax impact, visit [www.milton.k12.wi.us/families/costprojects.cfm](http://www.milton.k12.wi.us/families/costprojects.cfm)

*Tax estimates were prepared by district's financial consultants. Interest rates of 2.75% | 3.5% property value growth*

## WHAT IS THE COST BREAKDOWN?

QUESTION 1 OPERATIONAL: \$2.5 million/yr for 5 years	QUESTION 2 FACILITIES: \$87 million over 20 years
<ul style="list-style-type: none"> <li>Address deficit</li> <li>Address classroom sizes</li> <li>Maintain current programming</li> <li>Provide maintenance &amp; programming options for new spaces</li> </ul>	<ul style="list-style-type: none"> <li>ADA /safety accessibility \$ 5.0 mil</li> <li>Addition to East Elementary \$ 1.3 mil</li> <li>Renovate middle school (existing high school building) \$ 1.0 mil</li> <li>Construct new high school \$79.7 mil</li> </ul>



[WWW.MILTON.K12.WI.US/FAMILIES/REFERENDUM.CFM](http://WWW.MILTON.K12.WI.US/FAMILIES/REFERENDUM.CFM)