

ANNUAL MEETING

School District of Milton

August 28, 2023

MILTON



OPPORTUNITY • ACHIEVEMENT
COMMUNITY

ANNUAL MEETING AGENDA

1. MEETING OPENING

- A. Call the Meeting to Order – Joe Martin, Board President
- B. Pledge of Allegiance
- C. Elect a Meeting Chairperson
- D. Approval of Agenda

MILTON



OPPORTUNITY • ACHIEVEMENT
COMMUNITY

ANNUAL MEETING AGENDA

2. NEW BUSINESS

- A. District Overview – Rich Dahman, Superintendent
- B. District Financial Report – Ross MacPherson, Director of Business Services
- C. Budget Presentation and Hearing – Ross MacPherson, Director of Business Services
- D. Levy a School Tax for the Ensuing Year

ANNUAL MEETING AGENDA

- E. **Fix Salaries of the Board Members and Authorize Expenses (Present Annual Salaries are President \$2,500/All others \$2,000)**
- F. **Allow the Board of Education to Establish the Date and Time for the 2024 Annual Meeting per §120.08, Wis. Stats.**

4. ADJOURNMENT

MILTON



OPPORTUNITY • ACHIEVEMENT
COMMUNITY

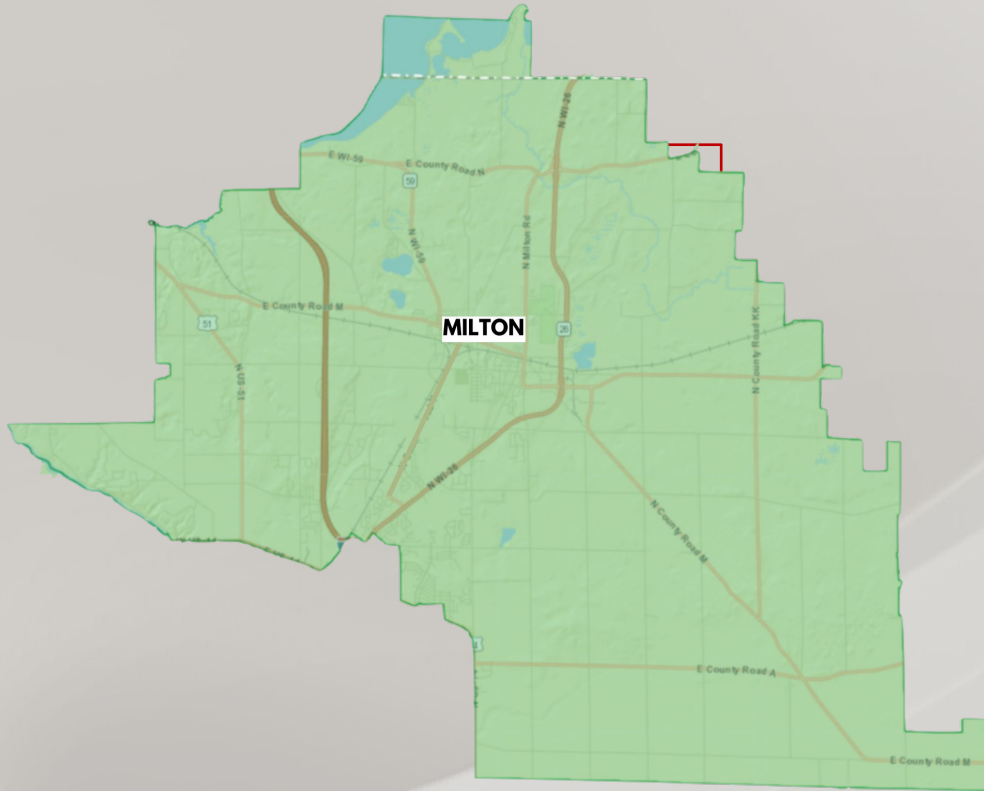
DISTRICT OVERVIEW

MILTON



OPPORTUNITY • ACHIEVEMENT
COMMUNITY

School District of Milton



- Population: 19,166
- Households: 7,222
- Area: 120 sq. mi.
- Equalized Tax Base (2022): \$2,695,526,176
- Nine municipalities located in Rock and Jefferson counties
- Enrollment of approximately 3,400 students (4K-12)

<https://censusreporter.org>

<https://nces.ed.gov>

MILTON

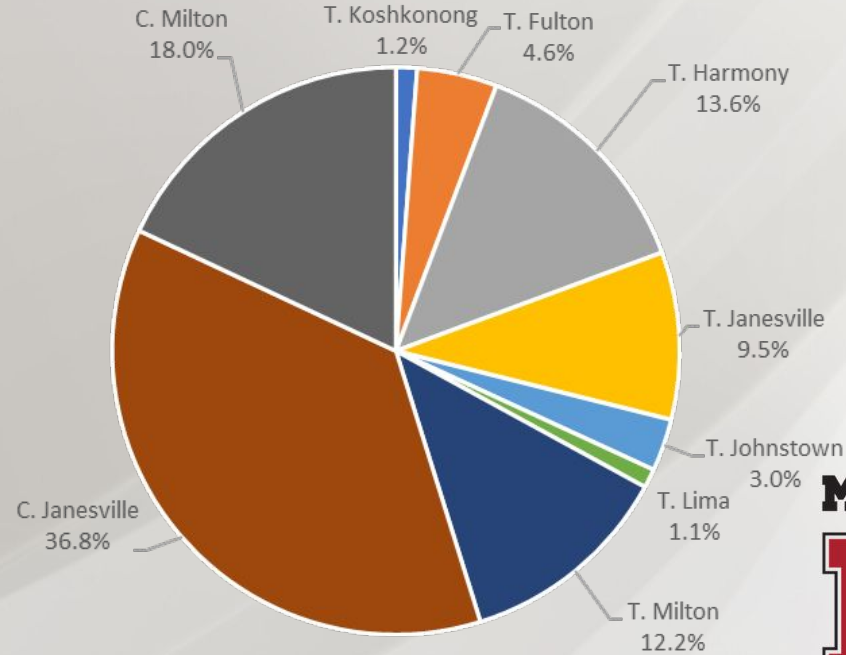


OPPORTUNITY • ACHIEVEMENT
COMMUNITY

Municipalities

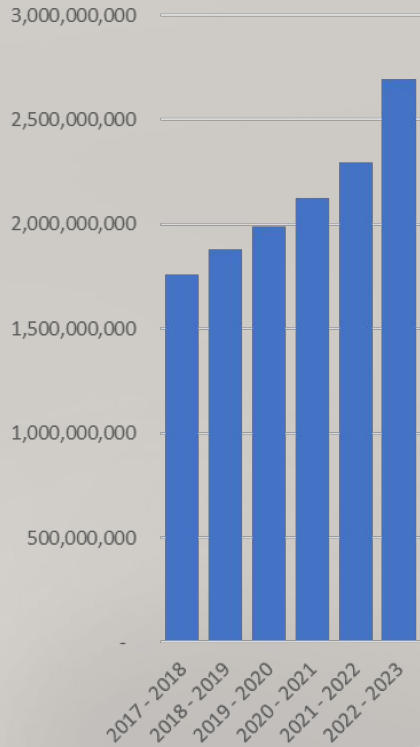
Municipality	% Property Value
C. Janesville	36.78%
C. Milton	18.03%
T. Harmony	13.60%
T. Milton	12.23%
T. Janesville	9.54%
T. Fulton	4.56%
T. Johnstown	2.98%
T. Koshkonong	1.20%
T. Lima	1.09%

% Property Value - 2023-24 Estimated

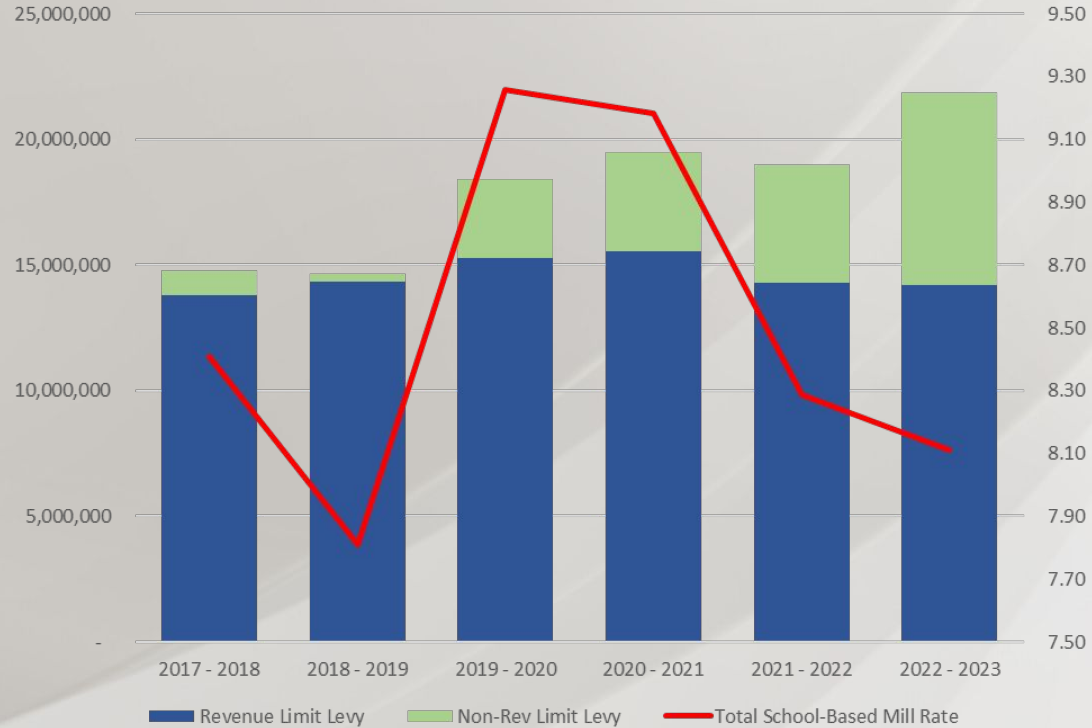


Fall Tax Base, Total \$ Levy, and Mill Rate History

TIF OUT Value

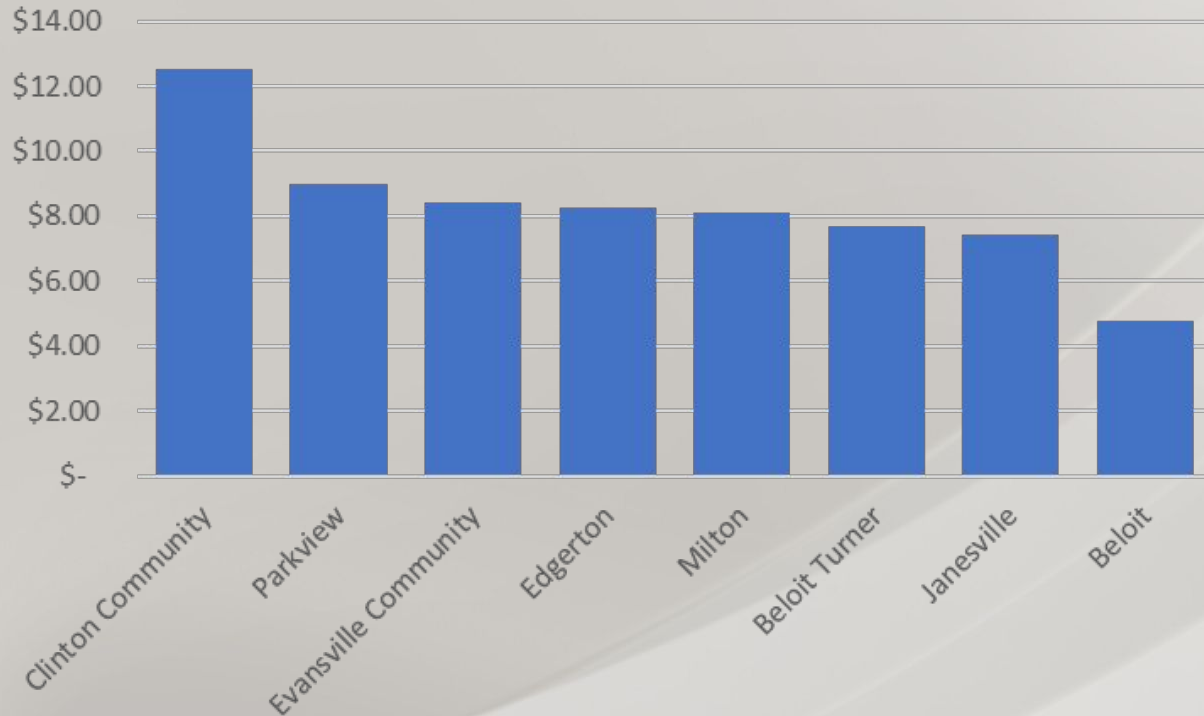


Total Levy and Mill Rate



OPPORTUNITY • ACHIEVEMENT
COMMUNITY

Rock County Districts' Mill Rates



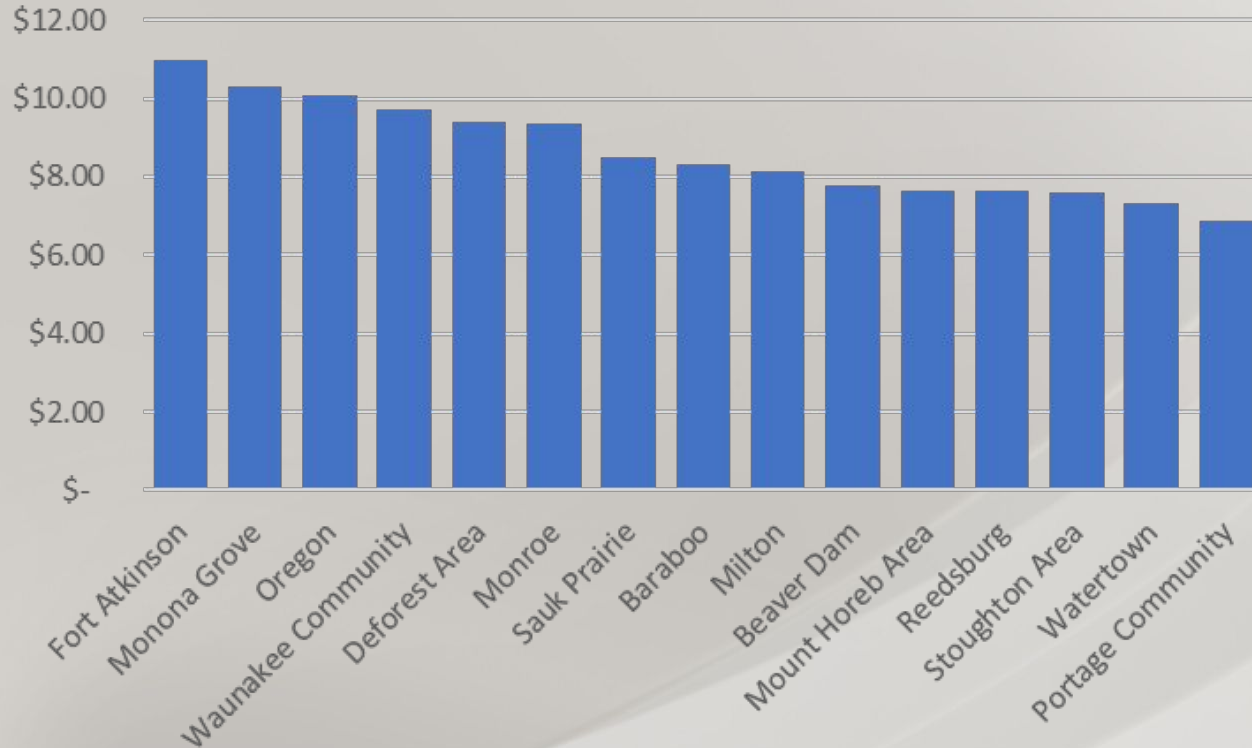
<u>District</u>	<u>2022-23</u>
Clinton Community	\$ 12.50
Parkview	\$ 8.98
Evansville Community	\$ 8.39
Edgerton	\$ 8.26
Milton	\$ 8.11
Beloit Turner	\$ 7.68
Janesville	\$ 7.41
Beloit	\$ 4.78

MILTON



OPPORTUNITY • ACHIEVEMENT
COMMUNITY

Badger Conference Districts' Mill Rates



<u>District</u>	<u>2022-23</u>
Fort Atkinson	\$10.95
Monona Grove	\$10.31
Oregon	\$10.06
Waunakee Community	\$ 9.69
Deforest Area	\$ 9.39
Monroe	\$ 9.33
Sauk Prairie	\$ 8.50
Baraboo	\$ 8.29
Milton	\$ 8.11
Beaver Dam	\$ 7.76
Mount Horeb Area	\$ 7.65
Reedsburg	\$ 7.63
Stoughton Area	\$ 7.59
Watertown	\$ 7.31
Portage Community	\$ 6.88

School District of Milton

Our Vision

We believe in Opportunities, Achievement, and Community for All

Our Mission

The School District of Milton, in partnership with the community, prepares our students for achievement and lifetime readiness by providing opportunities for all.

Strategic Objectives

Teaching and Learning	Relationships, Climate, and Culture	High Quality Staff	Community Engagement	Operations and Facilities
-----------------------	-------------------------------------	--------------------	----------------------	---------------------------

Goals

<p>Increase the District Report Card overall level to "Exceeds Expectations" annually. Once at "Exceeds" level, continue to increase the District Report Card overall score annually</p>	<p>Update and refine survey tools to gather feedback from all stakeholder groups, including a new screener for student SEL, by August 2023</p>	<p>All certified staff will be supported as they learn and implement effective instructional and assessment strategies to meet the Graduate Profile competencies and improve student achievement by August 2024</p>	<p>Update and implement effective and efficient district website, communications platforms, and online resources by August 2024, based on input from all stakeholder groups</p>	<p>Develop plans to manage resources, including annual and long-term budget development and 1, 5, and 10-year capital improvement plans, with a focus on making sustainable decisions for district operations and facilities.</p>
--	--	---	---	---


Focus Areas

<ul style="list-style-type: none"> Addressing all areas of the District Report Card (Achievement, Growth, Target Group Outcomes) Developing the Grad Profile, Continuum of Learning Incorporating best practice instructional and intervention strategies, including use of technology 	<ul style="list-style-type: none"> Building strong, positive relationships with all stakeholders Developing a safe, respectful learning and work environment Supporting a culture that values diversity, equity and inclusion Building a culture of wellness and support for all students and staff 	<ul style="list-style-type: none"> Supporting staff through high-quality professional development Securing and retaining a highly qualified staff Maintaining a competitive compensation/benefits package for all employee groups, using market comparables 	<ul style="list-style-type: none"> Utilizing purposeful two-way communication with all stakeholders Engaging all members of our many municipalities Effective use of district website, social media, and online resources 	<ul style="list-style-type: none"> Maintaining, improving and replacing our capital assets within their expected useful life cycle, to best provide for a safe, healthy, and efficiently operated learning environment. Targeting a fund balance in the general operations fund (Fund 10) of 20-25% of annual expenditures to promote a healthy financial position and minimize the cost of cash flow borrowing. Developing and implementing a digital system to effectively manage and track facility use by students, parents, community members, and other outside groups, to best meet school and community needs and promote safe use of all of our facilities. Maintaining, improving and replacing our technology resources, including infrastructure and devices for students and staff, to best support student learning and efficient operations.
---	---	--	--	---






2022-2023 District Highlights



2022-2023 District Highlights



2022-2023 District Highlights



2022-2023 District Highlights



2022-2023 District Highlights



FINANCIAL REPORT

MILTON



OPPORTUNITY • ACHIEVEMENT
COMMUNITY

Financial Report Year Ending June 30, 2023

Fund Balance July 1, 2022		\$	13,519,066.85
Total Receipts	ADD	\$	65,477,038.11
Total Disbursements	SUBTRACT	\$	63,376,820.99
Fund Equity June 30, 2023		\$	15,619,283.97

GENERAL FUND	\$	11,043,886.85
SPECIAL PROJECTS FUNDS	\$	220,858.35
DEBT SERVICE FUNDS	\$	938,260.34
CAPITAL PROJECTS FUNDS	\$	2,421,201.00
FOOD SERVICE FUND	\$	863,879.67
COMMUNITY SERVICE FUND	\$	131,197.76

MILTON



OPPORTUNITY • ACHIEVEMENT
COMMUNITY

Outstanding Debt as of June 30, 2023

TYPE OF LOAN	DATE OF FINAL PAYMENT	BALANCE AS OF 7/1/2022	PRINCIPAL PAID	BALANCE AS OF 6/30/2023
GENERAL OBLIGATION BONDS - 7/2019 ISSUE	2039	\$ 52,585,000	\$2,325,000	\$ 47,275,000

MILTON



OPPORTUNITY • ACHIEVEMENT
COMMUNITY

Employee Benefit Trust Fund (73) as of June 30, 2023

Fund Balance July 1, 2022	\$	3,227,062.94
Receipts	\$	1,397,146.50
Disbursements	\$	540,377.39
Fund Equity June 30, 2023	\$	4,083,832.05
<i>Interest Earnings</i>	\$	66,514.30

MILTON



OPPORTUNITY • ACHIEVEMENT
COMMUNITY

BUDGET PRESENTATION

MILTON



OPPORTUNITY • ACHIEVEMENT
COMMUNITY

Fund Accounting and Descriptions

- WUFAR - Wisconsin Uniform Financial Accounting Requirements
- Chart of accounts, account code structure, used by Wisconsin public schools
- Dimensions of account code include fund, source, object, function
- Publication data summarizes these dimensions by funds
- Each fund has a specific purpose and set of regulations school districts must adhere to

MILTON



OPPORTUNITY • ACHIEVEMENT
COMMUNITY

Budget Planning

- Our budget represents a plan to implement district educational and operational activities
- Budgets are based on information available at a point in time
 - Preliminary Budget Approval in June for presentation at Annual Meeting (Budget Hearing)
 - Budget Adoption occurs in October and final levy is set
 - Adjustments prior to October approval contingent on local adjustments and finalized state data as needed
- Estimates require some projected data ahead of approval
 - Identification of resources (Revenues)
 - Purposes and uses (Expenditures)

MILTON



OPPORTUNITY • ACHIEVEMENT
COMMUNITY

Budget Presentation

- Review of Budget by Fund
 - Revenue (Sources)
 - Spending Purposes (Expenditures)
- Additional information available in Financial Supplement to this presentation
- Review of Proposed Tax Levy

Fund 10 – General Operations Revenue/Sources

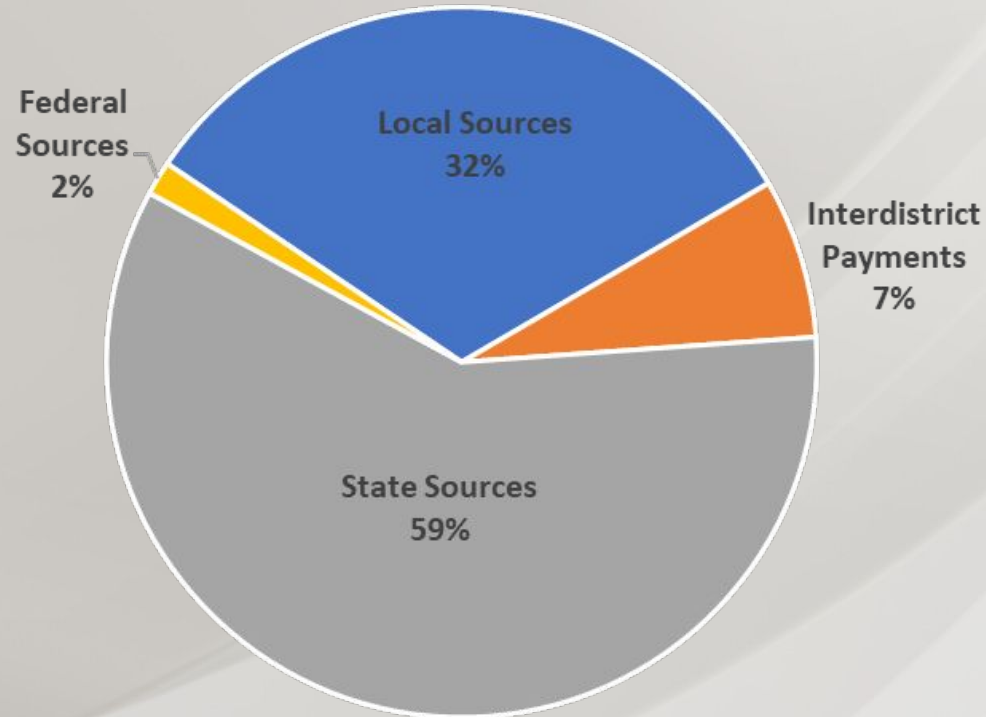
GENERAL FUND	Audited 2021-22	Unaudited 2022-23	Budget 2023-24
Beginning Fund Balance	8,962,801.02	10,115,112.01	11,043,886.85
Ending Fund Balance	10,115,112.01	11,043,886.85	11,043,886.85
REVENUES & OTHER FINANCING SOURCES			
Transfers-In (Source 100)	0.00	0.00	0.00
Local Sources (Source 200)	14,897,709.97	14,881,955.68	14,780,553.00
Inter-district Payments (Source 300 + 400)	2,986,811.40	3,177,496.84	3,343,016.00
Intermediate Sources (Source 500)	3,291.99	0.00	0.00
State Sources (Source 600)	26,928,036.32	26,929,171.43	27,136,516.00
Federal Sources (Source 700)	2,714,111.66	2,277,978.88	708,574.00
All Other Sources (Source 800 + 900)	2,487,110.92	117,238.09	0.00
TOTAL REVENUES & OTHER FINANCING SOURCES	50,017,072.26	47,383,840.92	45,968,659.00

MILTON



OPPORTUNITY • ACHIEVEMENT
COMMUNITY

Fund 10 – General Operations Revenue/Sources



Fund 10 – General Operations Expense/Uses

EXPENDITURES & OTHER FINANCING USES			
Instruction (Function 100 000)	21,115,641.23	20,769,366.80	20,883,978.00
Support Services (Function 200 000)	18,584,396.71	16,433,458.95	16,139,524.00
Non-Program Transactions (Function 400 000)	9,164,723.33	9,252,240.33	8,945,157.00
TOTAL EXPENDITURES & OTHER FINANCING USES	48,864,761.27	46,455,066.08	45,968,659.00

Instruction Function 100 000 – Instructional activities provided by teachers or under the guidance and supervision of school staff. Examples include 1st grade classroom, math class, and Co-Curricular Activities.

Support Services Function 200 000 – Activities related to supporting students and teachers in the educational setting. Examples include student services, library services, supervision, business services and administration services.

Non-Program Transactions Function 400 000 – Interfund transfers and payments for instructional service and tuition

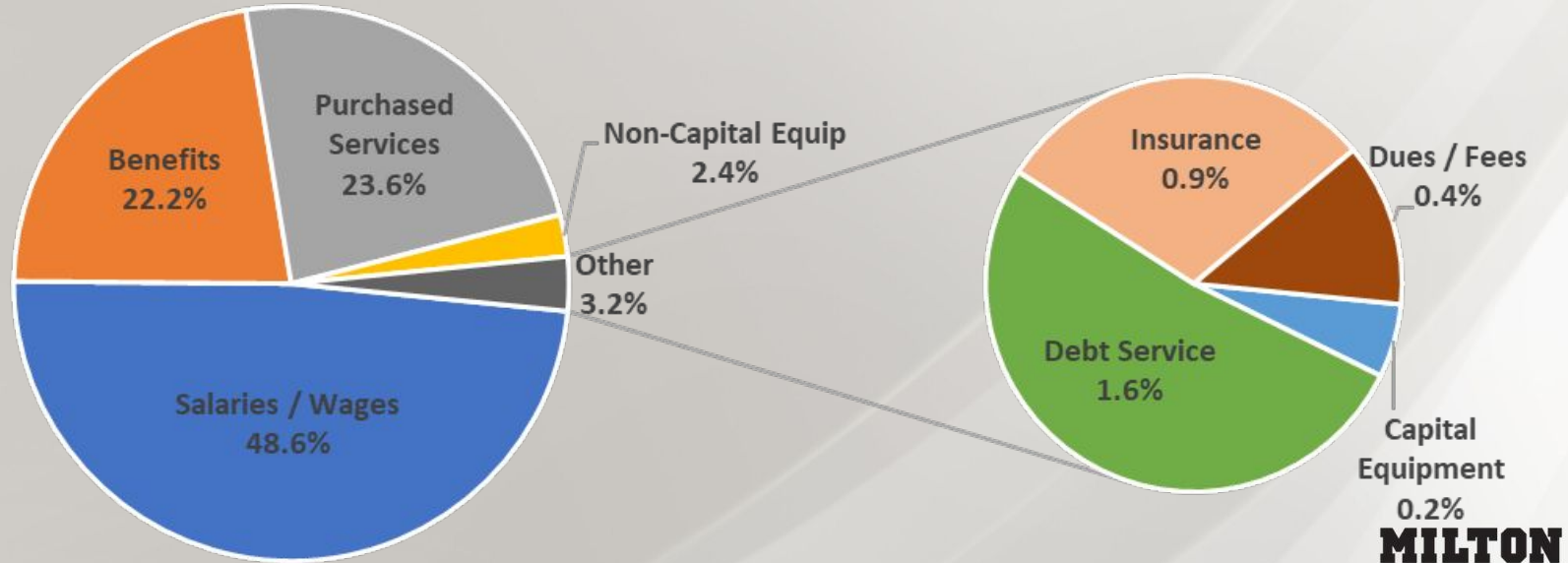
MILTON



OPPORTUNITY • ACHIEVEMENT
COMMUNITY

Fund 10 – General Operations Expense

(net inter-fund transfers)



Fund 20 – Special Projects Funds

SPECIAL PROJECTS FUND	Audited 2021-22	Unaudited 2022-23	Budget 2023-24
Beginning Fund Balance	261,304.19	237,242.08	220,858.35
Ending Fund Balance	237,242.08	220,858.35	125,652.35
REVENUES & OTHER FINANCING SOURCES	550,077.75	982,797.56	22,029.00
EXPENDITURES & OTHER FINANCING USES	574,139.86	999,181.29	117,235.00

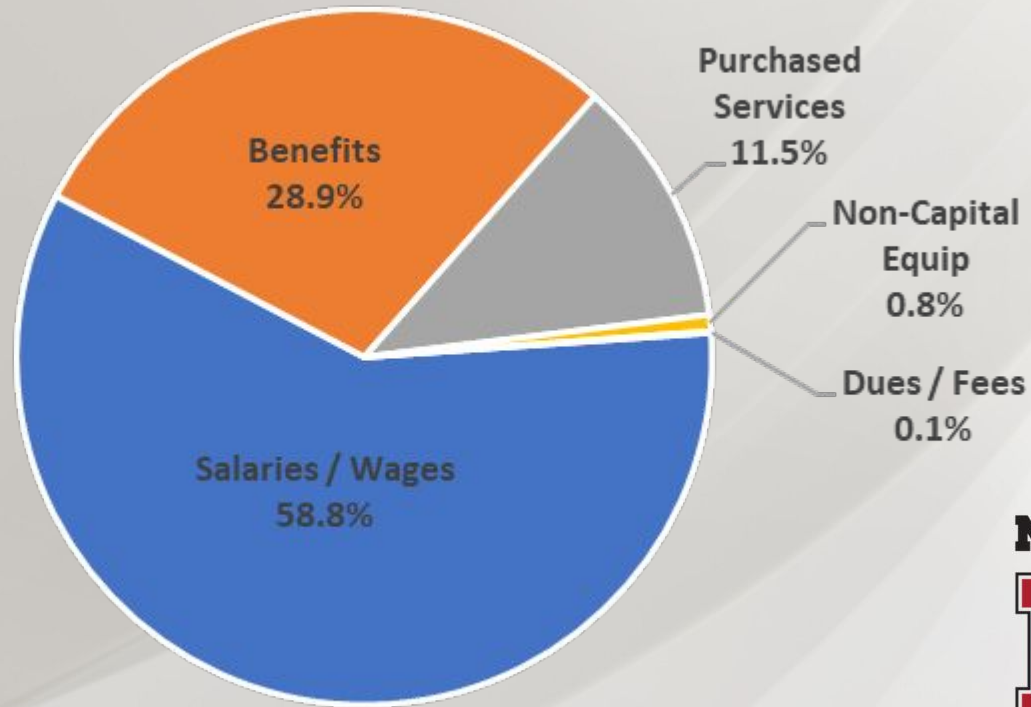
SPECIAL EDUCATION FUND	Audited 2021-22	Unaudited 2022-23	Budget 2023-24
Beginning Fund Balance	0.00	0.00	0.00
Ending Fund Balance	0.00	0.00	0.00
REVENUES & OTHER FINANCING SOURCES	6,656,826.62	6,858,569.76	7,116,015.00
EXPENDITURES & OTHER FINANCING USES	6,656,826.62	6,858,569.76	7,116,015.00

MILTON



OPPORTUNITY • ACHIEVEMENT
COMMUNITY

Fund 27 – Special Education Fund Expense



Fund 30 – Debt Service Funds

DEBT SERVICE FUND	Audited 2021-22	Unaudited 2022-23	Budget 2023-24
Beginning Fund Balance	1,020,290.81	971,314.96	938,260.34
Ending Fund Balance	971,314.96	938,260.34	4,836,735.34
REVENUES & OTHER FINANCING SOURCES	4,020,174.15	7,229,444.39	7,945,100.00
EXPENDITURES & OTHER FINANCING USES	4,069,150.00	7,262,499.01	4,046,625.00

MILTON



OPPORTUNITY • ACHIEVEMENT
COMMUNITY

Fund 40 – Capital Projects Funds

CAPITAL PROJECTS FUND	Audited 2021-22	Unaudited 2022-23	Budget 2023-24
Beginning Fund Balance	4,226,498.46	1,415,088.82	2,421,201.00
Ending Fund Balance	1,415,088.82	2,421,201.00	3,056,986.00
REVENUES & OTHER FINANCING SOURCES	984,385.96	1,070,029.73	635,785.00
EXPENDITURES & OTHER FINANCING USES	3,795,795.60	63,917.55	0.00

- \$59.9 million building referendum, projects completed during 2022-23
- Long Term Capital Improvement Trust Fund – future projects

Fund 50 – Food Service Fund

FOOD SERVICE FUND	Audited 2021-22	Unaudited 2022-23	Budget 2023-24
Beginning Fund Balance	1,698.82	664,666.54	863,879.67
Ending Fund Balance	664,666.54	863,879.67	820,493.67
REVENUES & OTHER FINANCING SOURCES	1,867,417.51	1,403,104.58	1,264,120.00
EXPENDITURES & OTHER FINANCING USES	1,204,449.79	1,203,891.45	1,307,506.00

MILTON



OPPORTUNITY • ACHIEVEMENT
COMMUNITY

Fund 80 – Community Service Fund

COMMUNITY SERVICE FUND	Audited 2021-22	Unaudited 2022-23	Budget 2023-24
Beginning Fund Balance	92,749.30	115,642.44	131,197.76
Ending Fund Balance	115,642.44	131,197.76	131,197.76
REVENUES & OTHER FINANCING SOURCES	810,851.94	549,251.17	461,459.00
EXPENDITURES & OTHER FINANCING USES	787,958.80	533,695.85	461,459.00

MILTON



OPPORTUNITY • ACHIEVEMENT
COMMUNITY

All Funds Expenditure Total

ALL FUNDS	Audited 2021-22	Unaudited 2022-23	Budget 2023-24
GROSS TOTAL EXPENDITURES -- ALL FUNDS	65,953,081.94	63,376,820.99	59,017,499.00
Interfund Transfers (Source 100) - ALL FUNDS	4,963,901.69	5,113,907.17	4,796,315.00
Refinancing Expenditures (FUND 30)	0.00	0.00	0.00
NET TOTAL EXPENDITURES -- ALL FUNDS	60,989,180.25	58,262,913.82	54,221,184.00
PERCENTAGE INCREASE – NET TOTAL FUND EXPENDITURES FROM PRIOR YEAR		-4.47%	-6.94%

MILTON



OPPORTUNITY • ACHIEVEMENT
COMMUNITY

Tax Levy by Fund

Levy Summary	Audited 2021-22	Unaudited 2022-23	Budget 2023-24
General Fund	\$14,292,899	\$14,221,203	\$14,166,429
Referendum Debt Service Fund	\$4,018,400	\$7,204,525	\$7,945,100
Non-Referendum Debt Service Fund	\$0	\$0	\$0
Capital Expansion Fund	\$0	\$0	\$0
Community Service Fund	\$700,000	\$442,161	\$403,259
Prior Year Levy Chargeback	\$0	\$0	\$0
Other Levy	\$0	\$0	\$0
TOTAL SCHOOL LEVY	\$19,011,299	\$21,867,889	\$22,514,788
PERCENTAGE INCREASE -- TOTAL LEVY FROM PRIOR YEAR		15.03%	2.96%

MILTON



OPPORTUNITY • ACHIEVEMENT
COMMUNITY

BUDGET HEARING

MILTON



OPPORTUNITY • ACHIEVEMENT
COMMUNITY

ANNUAL MEETING AGENDA

NEW BUSINESS

- A. District Overview – Rich Dahman, Superintendent
- B. District Financial Report
- C. Budget Presentation and Hearing – Ross MacPherson,
Director of Business Services
- D. Levy a School Tax for the Ensuing Year
- E. Fix Salaries of the Board Members and Authorize
Expenses (Present Annual Salaries are President
\$2,500/All others \$2,000)
- F. Allow the Board of Education to Establish the Date and
Time for the next Annual Meeting per §120.08, Wis.
Stats.

MILTON



OPPORTUNITY • ACHIEVEMENT
COMMUNITY

Tax Levy Fall 2023

Suggested motion:

I move that the district levy a tax of \$14,166,429 for current operations, \$7,945,100 for referendum approved debt, and \$403,259 for community services, for a total All Fund Tax Levy of \$22,514,788.

MILTON



OPPORTUNITY • ACHIEVEMENT
COMMUNITY

Fix Salaries of the Board Members and Authorize Expenses

Suggested motion with current rates:

I move to set salaries for Board members at \$2,000 and the Board president at \$2,500 per year and to authorize the payment of actual and necessary expenses incurred by Board of Education members while traveling in the performance of duties.

Establish the Date and Time for 2024 Annual Meeting

Suggested motion:

I move to allow the Board of Education to establish the date and time for the 2024 Annual Meeting as provided under Section 120.08, Wis. Stats.

ANNUAL MEETING AGENDA

3. ADJOURNMENT

Make a motion to adjourn the meeting

MILTON



OPPORTUNITY • ACHIEVEMENT
COMMUNITY